

Mairs & Power Small Cap Fund
A series of Trust for Professional Managers (the “Trust”)

Supplement dated June 28, 2023 to the
Prospectus and Summary Prospectus
dated April 30, 2023

As part of a transition plan established by Mairs & Power, Inc. (the “Adviser”), the investment adviser to the Mairs & Power Small Cap Fund (the “Small Cap Fund”), Michael C. Marzolf has been named Lead Portfolio Manager of the Small Cap Fund. Andrew R. Adams will continue to manage the Small Cap Fund as a Co-Manager of the Fund. Christopher D. Strom, Co-Manager, will continue to manage the Small Cap Fund with Mr. Marzolf and Mr. Adams. These changes are effective at the close of business on July 1, 2023.

1. *The Prospectus section titled “Summary Section – Management” and the Summary Prospectus section titled “Management” for the Small Cap Fund are each deleted in their entirety and replaced by the following:*

Management

The Fund employs Mairs & Power, Inc. to manage the Fund’s investment portfolio. The Fund’s portfolio managers are as follows:

Name/Primary Title with Fund	Primary Title with Adviser	Tenure with the Fund	Tenure with the Adviser*
Michael C. Marzolf, Lead Portfolio Manager	Investment Manager	Lead Portfolio Manager of the Fund since July 1, 2023; Co-Manager of the Fund and the Predecessor Small Cap Fund from January 1, 2022 to June 30, 2023	Since 2021
Andrew R. Adams, Co-Manager	Chief Investment Officer	Co-Manager of the Fund since July 1, 2023; Lead Portfolio Manager of the Fund and the Predecessor Small Cap Fund from August 20, 2021 to June 30, 2023; Co-Manager of the Predecessor Small Cap Fund from April 1, 2019 to August 20, 2021; Lead Portfolio Manager of the Predecessor Small Cap Fund from 2011 to April 1, 2019	Since 2006
Christopher D. Strom, Co-Manager	Investment Manager	Co-Manager of the Fund and the Predecessor Small Cap Fund since January 1, 2021	Since 2017

*Tenure with the Adviser is the year each individual started employment with the Adviser and may not align with their primary title with the Adviser.

2. *The biographical information for Mr. Adams and Mr. Marzolf in the Prospectus section titled “Management and Organization of the Funds – Portfolio Managers” is replaced by the following:*

Andrew R. Adams joined the Adviser in 2006 and has served as Executive Vice President since 2016 and Chief Investment Officer since 2018. He previously served as Vice President and Investment Manager since joining the Adviser. Mr. Adams has been primarily responsible for the day-to-day management of the Growth Fund and Predecessor Growth Fund as Lead Portfolio Manager since April 1, 2019. Prior to such date, he was Co-Manager of the Growth Fund from 2015. Mr. Adams has served as Co-Manager of the Small Cap Fund since July 1, 2023. Prior to such date, he served as Lead Portfolio Manager of the Small Cap Fund and Predecessor Small Cap Fund from August 20, 2021 to June 30, 2023, served as Co-Manager of the Predecessor Small Cap Fund from April 1, 2019 until August 20, 2021, and served as Lead Portfolio Manager of the Predecessor Small Cap Fund from its inception in 2011 to April 1, 2019. Mr. Adams began his career in 1997 as a securities analyst with Advantus Capital Management (now Securian Asset Management) where he also served as an investment officer prior to his departure in 2003. Before joining the Adviser, Mr. Adams worked as a portfolio manager at U.S. Bancorp Asset Management (now Nuveen Asset Management) in Minneapolis, where he co-managed a small-cap blend mutual fund. Mr. Adams earned a BBA from the University of Wisconsin, Madison in finance and mathematics. He then earned an MS degree in finance, also from the University of Wisconsin, Madison, where he participated in the Applied Security Analysis Program. Mr. Adams is a CFA charterholder as well as a Chartered Investment Counselor.

Michael C. Marzolf joined the Adviser in December 2021 and serves as Vice President and Investment Manager of the Adviser. Mr. Marzolf has been primarily responsible for the day-to-day management of the Small Cap Fund as Lead Portfolio Manager since July 1, 2023. Prior to such date, he was Co-Manager of the Small Cap Fund and Predecessor Small Cap Fund since January 1, 2022. He previously served as Vice President of Research and Investment Manager at Sit Investment Associates, Inc. from 2016 to December 2021 and, before that, he worked for Ameriprise/Columbia Management. Mr. Marzolf earned a Bachelor of Science degree in accounting from the University of St. Thomas.

Please retain this Supplement with your Prospectus and SAI for future reference.

MAIRS & POWER

— Focused Long-term Investing —

PROSPECTUS

April 30, 2023

-GROWTH FUND

Ticker Symbol: MPGFX

-BALANCED FUND

Ticker Symbol: MAPOX

-SMALL CAP FUND

Ticker Symbol: MSCFX

Each a Series of Trust for Professional Managers (the “Trust”)

The U.S. Securities and Exchange Commission (the “SEC”) has not determined if the information in this prospectus is accurate or complete, nor has it approved or disapproved these securities. Any representation to the contrary is a criminal offense.

TABLE OF CONTENTS

Summary Section	1
Mairs & Power Growth Fund	1
Mairs & Power Balanced Fund	6
Mairs & Power Small Cap Fund.....	11
Fund Details	16
Mairs & Power Growth Fund (Growth Fund).....	16
Mairs & Power Balanced Fund (Balanced Fund).....	17
Mairs & Power Small Cap Fund (Small Cap Fund).....	18
Temporary Defensive Policies – All Funds	19
Investment Limitations – All Funds	19
Disclosure of Portfolio Holdings – All Funds	19
ReFlow Liquidity Program	19
Risks	20
Management and Organization of the Funds	23
Investment Adviser.....	23
Portfolio Managers	24
Shareholder Information	25
Pricing of Fund Shares.....	25
Security Valuations	26
How to Purchase Fund Shares.....	26
How to Redeem or Exchange Fund Shares.....	30
Important Information Regarding Telephone and Internet Transactions.....	33
Fund Transactions Through a Financial Intermediary.....	33
Redemption Fee (Small Cap Fund).....	34
How to Transfer Registration	34
Signature Guarantee.....	34
Income and Capital Gain Distributions.....	35
Frequent Purchases and Redemptions of Fund Shares.....	35
Federal Income Taxes	36
Other Shareholder Services.....	37
Index Descriptions	39
Derivative Actions	39
Financial Highlights	39
For More Information	43
Privacy Policy	PP-1
Additional Information	PP-2

SUMMARY SECTION

MAIRS & POWER GROWTH FUND

Investment Objective

Mairs & Power Growth Fund's (the Fund) fundamental objective is to provide shareholders with a diversified portfolio of common stocks, which have the potential for above-average, long-term appreciation.

Fees and Expenses of the Fund

This table describes the fees and expenses that you may pay if you buy, hold and sell shares of the Fund. **You may pay other fees, such as brokerage commissions and other fees to financial intermediaries, which are not reflected in the table and example below.**

Shareholder Fees

(fees paid directly from your investment) None

Annual Fund Operating Expenses *(expenses that you pay each year as a percentage of the value of your investment)*

Management Fees	0.55%
Other Expenses	0.08%
Total Annual Fund Operating Expenses ...	<u>0.63%</u>

Expense Example

This example is intended to help you compare the cost of investing in the Fund with the cost of investing in other mutual funds. The example assumes that you invest \$10,000 in the Fund for the time periods indicated and you then redeem or hold all of your shares at the end of those periods. The example also assumes that your investment has a 5% return each year and that the Fund's operating expenses remain the same. Although your actual costs may be higher or lower, based on these assumptions, your costs would be:

1 year	3 years	5 years	10 years
\$64	\$202	\$351	\$786

Portfolio Turnover

The Fund pays transaction costs, such as commissions, when it buys and sells securities (or turns over its portfolio). A higher portfolio turnover rate may indicate higher transaction costs and may result in higher taxes when Fund shares are held in a taxable account. These costs, which are not reflected in annual fund operating expenses or in the example, affect the

Fund's performance. During the most recent fiscal year, the Fund's portfolio turnover rate was 11.04% of the average value of its portfolio.

Principal Investment Strategies

The Fund invests primarily in U.S. common stocks. In selecting securities for the Fund, the Fund's investment adviser, Mairs & Power, Inc. (the Adviser), gives preference to companies that exhibit the potential for above-average growth and durable competitive advantages at reasonable valuations. In the Adviser's experience, these securities typically have strong returns on invested capital. The Adviser follows a multi-cap approach and the Fund invests in stocks of small-cap, mid-cap and large-cap companies. The Adviser focuses generally on companies located in Minnesota and other states in the Upper Midwest region of the U.S. (which the Adviser considers to be the states of Illinois, Iowa, Minnesota, North Dakota, South Dakota and Wisconsin). The Fund may also invest up to 25% of its total assets in securities of foreign issuers which are listed on a U.S. stock exchange or are represented by American Depositary Receipts (ADRs). The Fund may have significant investments in the industrials, information technology and healthcare sectors. The Adviser seeks to keep the Fund's assets reasonably fully invested, to maintain modest portfolio turnover rates and to moderate risk by investing in a diversified portfolio of equity securities.

The Adviser may sell the Fund's portfolio securities for a variety of reasons, such as to secure gains, limit losses, or redeploy assets into more promising opportunities.

Principal Risks of Investing in the Fund

All investments have risks. The Fund is designed for long-term investors. You should be prepared to accept fluctuations in portfolio value as the Fund seeks to achieve its investment objective. The Fund cannot provide assurance that it will achieve its objective. Loss of money is a risk of investing in the Fund. The Fund's principal risks are presented in alphabetical order to facilitate finding particular risks and comparing them with the risks of other funds. Each risk summarized below is considered a "principal risk" of investing in the Fund, regardless of the order in which it appears. Losing all or a portion of your investment is a risk of investing in the Fund. The following additional risks could affect the value of your investment. You should understand these risks before investing. The main risks of investing in the Fund are:

Common Stock Risk

Common stocks held by the Fund will fluctuate in value based on the earnings of the company and on

general industry and market conditions, leading to fluctuations in the Fund's share price.

Fund Management Risk

Active management by the Adviser in selecting and maintaining a portfolio of securities that will achieve the Fund's investment objective could cause the Fund to underperform compared to other funds having similar investment objectives.

Healthcare Sector Risk

To the extent the Fund invests a significant portion of its assets in the healthcare sector, the Fund will be sensitive to changes in, and its performance will depend to a greater extent on, the overall condition of the healthcare sector. Companies in the healthcare sector are subject to extensive government regulation and their profitability can be significantly affected by regulatory changes. Other risk factors include rising costs of medical products and services, pricing pressure and limited product lines, loss or impairment of intellectual property rights and litigation regarding product or service liability.

Industrials Sector Risk

To the extent that the Fund invests a significant portion of its assets in the industrials sector, the Fund will be sensitive to changes in, and its performance will depend to a greater extent on, the overall condition of the industrials sector. The industrials sector may be significantly affected by general economic trends, including such factors as import controls, commodity prices, and worldwide competition.

Information Technology Sector Risk

To the extent the Fund invests a significant portion of its assets in the information technology sector, the Fund will be sensitive to changes in, and its performance will depend to a greater extent on, the overall condition of the information technology sector. Companies in the information technology sector and companies that rely heavily on technology are particularly vulnerable to rapid changes in technology product cycles, rapid product obsolescence, government regulation and competition.

Large-Cap Risk

Large-cap companies perform differently from, and at times and for extended periods of time worse than, stocks of mid- and small-cap companies. Larger, more established companies may be unable to respond quickly to new competitive challenges.

Minnesota/Upper Midwest Geographic Risk

The Adviser focuses generally on securities of companies that are located in the Upper Midwest region of the U.S. The Fund typically emphasizes companies located in Minnesota, in particular. The Fund may be impacted by events or conditions affecting the region to a greater extent than if the Fund invested in more geographically diverse investments. For example, political and economic conditions and changes in regulatory, tax or economic policy in a state or region could affect the economy or particular business operations of companies located in the state or region.

Recent Market Events Risk; General Market Events Risk

U.S. and international markets have experienced significant periods of volatility in recent months and years due to a number of economic, political and global macro factors including rising inflation and the impact of the coronavirus (COVID-19) as a global pandemic, uncertainties regarding interest rates, rising inflation, trade tensions, and the threat of tariffs imposed by the U.S. and other countries. The recovery from COVID-19 is proceeding at slower than expected rates and may last for a prolonged period of time. As a result of continuing political tensions and armed conflicts, including the war between Ukraine and Russia, the U.S. and the European Union imposed sanctions on certain Russian individuals and companies, including certain financial institutions, and have limited certain exports and imports to and from Russia. The war has contributed to recent market volatility and may continue to do so. Continuing market volatility as a result of recent market conditions or other events may have an adverse effect on the performance of the Fund.

Sector Emphasis Risk

To the extent the Fund emphasizes investments in a particular sector, the Fund will be subject to a greater degree of risks particular to that sector because companies in the sector may share common characteristics and may react similarly to market developments. Market conditions, interest rates, and economic, regulatory, or financial developments could significantly affect all the securities in a single sector.

Securities of Foreign Issuers and ADRs Risk

There are certain risks in securities of foreign issuers which are not associated with domestic securities. These risks, among others, include political, social or economic instability, difficulty in predicting international trade patterns, taxation and foreign trading practices, and greater fluctuations in price than U.S. corporations. In addition, there may be less

publicly available information about a foreign company than about a U.S. domiciled company.

Small-Cap and Mid-Cap Securities Risk

Small-cap and mid-cap companies may have a shorter history of operations and be less diversified with respect to their product line. Stocks of these companies tend to be more volatile and less liquid than large company stocks.

Performance

Risk/Return Bar Chart and Table

The following bar chart and table illustrate the risks of investing in the Fund. The bar chart shows changes in the Fund’s performance from year to year over a 10-year period. Both the chart and the table assume that all distributions have been reinvested. The Fund is the successor to the Mairs & Power Growth Fund, a series of Mairs & Power Funds Trust (the Predecessor Growth Fund). The returns presented reflect the historical performance of the Predecessor Growth Fund for the periods from January 1, 2013 to April 29, 2022. The Fund has adopted the performance of the Predecessor Growth Fund as a result of a reorganization in which the Fund acquired all the assets and liabilities of the Predecessor Growth Fund (the Reorganization) which occurred on April 29, 2022. Prior to the Reorganization, the Fund had not commenced operations. The Predecessor Growth Fund had the same Adviser, investment objectives and strategies as the Fund. Visit the Fund’s website at www.mairsandpower.com, or call 800-304-7404 for current performance figures. Past performance of the Fund, before and after taxes, is not necessarily an indication of how the Fund will perform in the future.

During the period shown on the bar chart, the Predecessor Growth Fund’s best and worst quarters are shown below:

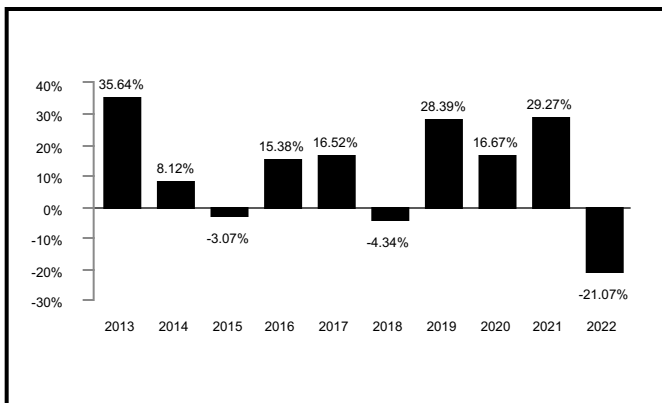
Highest Quarter	2nd Quarter, 2020	17.36 %
Lowest Quarter	1st Quarter, 2020	-18.84 %

Average Annual Total Returns

The following table shows how the Fund’s (and the Predecessor Growth Fund’s) average annual returns before and after taxes for one, five and ten years compare to those of the S&P 500[®] Total Return Index. The unaudited after-tax returns shown in the table are calculated using the historical highest individual federal marginal income tax rates and do not reflect the impact of state and local taxes. Actual after-tax returns depend on an investor’s tax situation and may differ from those shown. After-tax returns shown are not relevant to investors who hold their Fund shares through tax-deferred or other tax-advantaged arrangements, such as 401(k) plans or individual retirement accounts (IRAs).

In certain cases, the figure representing “Return After Taxes on Distributions and Sale of Fund Shares” may be higher than the other return figures for the same period. A higher after-tax return results when a capital loss occurs upon redemption and provides an assumed tax benefit to the investor.

Calendar Year Returns as of December 31



Average Annual Total Returns*(For the periods ended December 31, 2022)*

	1 year	5 years	10 years
Return Before Taxes	-21.07%	7.89%	10.82%
Return After Taxes on Distributions	-22.58%	5.88%	9.07%
Return After Taxes on Distributions and Sale of Fund Shares	-11.37%	6.12%	8.68%
S&P 500 [®] Total Return Index (reflects no deduction for fees, expenses or taxes)	-18.11%	9.42%	12.56%

Management

The Fund employs Mairs & Power, Inc. to manage the Fund's investment portfolio. The Fund's portfolio managers are as follows:

Name/Primary Title with Fund	Primary Title with the Adviser	Tenure with the Fund	Tenure with the Adviser*
Andrew R. Adams, Lead Portfolio Manager	Chief Investment Officer	Lead Portfolio Manager of the Fund and the Predecessor Growth Fund since April 1, 2019; Co-Manager from 2015 to April 1, 2019	Since 2006
Peter J. Johnson, Co-Manager	Investment Manager	Co-Manager of the Fund and the Predecessor Growth Fund since April 1, 2019	Since 2010

*Tenure with the Adviser is the year each individual started employment with the Adviser and may not align with primary title with the Adviser.

Purchase and Sale of Fund Shares

The minimum initial and subsequent investment amounts offered by the Fund are:

Type of Account	Minimum Investment	Subsequent Investment
Regular	\$2,500	\$100
IRA	\$1,000	\$100

You may purchase, exchange or redeem Fund shares directly through the Fund's transfer agent by writing or calling:

Mairs & Power Funds
c/o U.S. Bancorp Fund Services, LLC
P.O. Box 701
Milwaukee, WI 53201-0701
Telephone: 800-304-7404

Qualifying shareholders may also purchase, exchange or redeem Fund shares online at www.mairsandpower.com.

Fund transactions may be made on any day the New York Stock Exchange is open for business. Investors who wish to purchase or redeem Fund shares through a bank, broker-dealer, financial adviser or recordkeeper (Financial Intermediary) should contact the Financial Intermediary directly for information relating to the purchase or sale of Fund shares.

Tax Information

The Fund's distributions are taxable and will be taxed as ordinary income or long-term capital gains, unless you are investing through a tax-deferred or other tax-advantaged arrangement, such as a 401(k) plan or an IRA. You may be taxed later upon withdrawal of monies from tax-deferred arrangements.

Payments to Broker-Dealers and Other Financial Intermediaries

If you purchase the Fund through a broker-dealer or other financial intermediary (such as a bank), the Fund and its related companies may pay the intermediary for the sale of Fund shares and related services. These payments may create a conflict of interest by influencing the broker-dealer or other intermediary and

your salesperson to recommend the Fund over another investment. Ask your salesperson or visit your financial intermediary's website for more information.

MAIRS & POWER BALANCED FUND

Investment Objective

Mairs & Power Balanced Fund's (the Fund) fundamental objective is to provide capital growth, current income and preservation of capital.

Fees and Expenses of the Fund

This table describes the fees and expenses that you may pay if you buy, hold and sell shares of the Fund. **You may pay other fees, such as brokerage commissions and other fees to financial intermediaries, which are not reflected in the table and example below.**

Shareholder Fees

(fees paid directly from your investment)..... None

Annual Fund Operating Expenses *(expenses that you pay each year as a percentage of the value of your investment)*

Management Fees.....	0.60 %
Other Expenses.....	0.09 %
Total Annual Fund Operating Expenses.....	<u>0.69 %</u>

Expense Example

This example is intended to help you compare the cost of investing in the Fund with the cost of investing in other mutual funds. The example assumes that you invest \$10,000 in the Fund for the time periods indicated and you then redeem or hold all of your shares at the end of those periods. The example also assumes that your investment has a 5% return each year and that the Fund's operating expenses remain the same. Although your actual costs may be higher or lower, based on these assumptions, your costs would be:

1 year	3 years	5 years	10 years
\$70	\$221	\$384	\$859

Portfolio Turnover

The Fund pays transaction costs, such as commissions, when it buys and sells securities (or turns over its portfolio). A higher portfolio turnover rate may indicate higher transaction costs and may result in higher taxes when Fund shares are held in a taxable account. These costs, which are not reflected in annual fund operating expenses or in the example, affect the Fund's performance. The Fund is the successor to the Mairs & Power Balanced Fund, a series of Mairs & Power Funds Trust (the Predecessor Balanced Fund).

During the most recent fiscal year, the Fund's portfolio turnover rate was 9.68% of the average value of its portfolio.

Principal Investment Strategies

The Fund invests primarily in U.S. common stock and other securities convertible into common stock as well as fixed income securities such as corporate bonds and U.S. Government securities. The Fund may also invest in securities of foreign issuers which are listed on a U.S. stock exchange or are represented by American Depositary Receipts (ADRs). In selecting equity securities for the Fund, the Fund's investment adviser, Mairs & Power, Inc. (the Adviser), gives preference to companies that exhibit the potential for above-average growth and durable competitive advantages at reasonable valuations. In the Adviser's experience, these securities typically have strong returns on invested capital. The Adviser focuses generally on companies located in Minnesota and other states in the Upper Midwest region of the U.S. (which the Adviser considers to be the states of Illinois, Iowa, Minnesota, North Dakota, South Dakota and Wisconsin). The Adviser follows a multi-cap approach and the Fund invests in stocks of small-cap, mid-cap, and large-cap companies. The Adviser gives preference to higher rated investment-grade fixed income securities (rated Baa or better by Moody's Investors Service or rated BBB or better by Standard & Poor's). Lower rated convertible and non-convertible debt securities may be purchased if, in the opinion of the Adviser, the potential rewards outweigh the incremental risks. Lower rated debt securities may include debt securities rated below investment-grade (also known as "high yield" or "junk bonds"). The Fund may also invest up to 25% of its total assets in securities of foreign issuers which are listed on a U.S. stock exchange or are represented by ADRs. The Adviser seeks to keep the Fund's assets reasonably fully invested, to maintain modest portfolio turnover rates and to moderate risk by investing in a diversified portfolio of equity and fixed income securities.

The Adviser may sell the Fund's portfolio securities for a variety of reasons, such as to secure gains, limit losses, or redeploy assets into more promising opportunities.

Principal Risks of Investing in the Fund

All investments have risks. The Fund is designed for long-term investors. You should be prepared to accept fluctuations in portfolio value as the Fund seeks to achieve its investment objective. The Fund cannot provide assurance that it will achieve its objective. Loss of money is a risk of investing in the Fund. The Fund's

principal risks are presented in alphabetical order to facilitate finding particular risks and comparing them with the risks of other funds. Each risk summarized below is considered a “principal risk” of investing in the Fund, regardless of the order in which it appears. Losing all or a portion of your investment is a risk of investing in the Fund. The following additional risks could affect the value of your investment, and are ordered alphabetically rather than by importance. You should understand these risks before investing. The main risks of investing in the Fund are:

Common Stock Risk

Common stocks held by the Fund will fluctuate in value based on the earnings of the company and on general industry and market conditions, leading to fluctuations in the Fund’s share price.

Convertible Debt Securities Risk

Convertible securities are fixed income securities that the Fund has the option to exchange for equity securities at a specified conversion price. Consequently, the value of the convertible security may be exposed to the market risk of the underlying stock, interest rate risk and the credit risk of the issuer.

Debt Securities Rated Less than Investment-Grade Risk

These securities have a higher degree of credit risk than investment-grade securities. Companies that issue these lower rated securities (also known as “high yield” or “junk bonds”) are often highly leveraged and traditional methods of financing may not be available to them. Also, market values of lower rated securities may be more sensitive to developments which affect the individual issuer and to general economic conditions.

Fixed Income Risk

Risks related to fixed income investments include credit risk, interest rate risk, prepayment risk, extension risk and call risk, among others. Credit risk is the risk that the issuer of a debt security will fail to make interest and principal payments when due. Interest rate risk is the risk that the value of a fixed-rate debt security will decline due to an increase in market interest rates. A fund with a longer average portfolio duration will be more sensitive to changes in interest rates than a fund with a shorter average portfolio duration. For example, the market price of a debt security with a duration of four years would be expected to fall approximately 4% if interest rates rose by one percentage point immediately. Prepayment risk is the risk that in times of declining interest rates, the Fund’s higher yielding securities will be prepaid and the Fund will have to replace them with securities having a lower yield. Extension risk is the risk that in times of rising interest

rates, prepayments will slow causing portfolio securities considered short or intermediate term to be long-term securities, which fluctuate more widely in response to changes in interest rates than shorter term securities. Call risk is the risk that an issuer, especially during a period of falling interest rates, may call (redeem) a security by repaying it early, which may reduce the Fund’s income if the proceeds are reinvested at lower interest rates.

Fund Management Risk

Active management by the Adviser in selecting and maintaining a portfolio of securities that will achieve the Fund’s investment objective could cause the Fund to underperform compared to other funds having similar investment objectives.

Government Obligations Risk

No assurance can be given that the U.S. Government will provide financial support to U.S. government-sponsored agencies or instrumentalities where it is not obligated to do so by law, such as the Federal National Mortgage Association (Fannie Mae) and the Federal Home Loan Mortgage Corporation (Freddie Mac). Securities issued by Fannie Mae and Freddie Mac have historically been supported only by the discretionary authority of the U.S. Government. While the U.S. Government provides financial support to various U.S. government-sponsored agencies and instrumentalities, such as Fannie Mae and Freddie Mac, no assurance can be given that it will always do so.

Large-Cap Risk

Large-cap companies perform differently from, and at times and for extended periods of time worse than, stocks of mid- and small-cap companies. Larger, more established companies may be unable to respond quickly to new competitive challenges.

LIBOR Transition Risk

A Fund may invest in securities that use LIBOR as a benchmark or reference rate for interest rate calculations. The United Kingdom’s Financial Conduct Authority, which regulates LIBOR, has announced plans to phase out the use of LIBOR. More recently, the ICE Benchmark Administration (“IBA”), as LIBOR administrator, announced it will cease publication of U.S. dollar (“USD”) LIBOR for the most common tenor (overnight and one, three, six and twelve months) as of June 30, 2023, and it ceased publication of USD LIBOR for the less commonly used tenors of one week and two months as well as all tenors of non-USD LIBOR as of December 31, 2021. There remains uncertainty regarding the nature of any replacement rate and the impact of the transition from

LIBOR on the Fund’s transactions and the financial markets generally. As such, the potential effect of a transition away from LIBOR on the Fund cannot yet be determined. The expected discontinuation of LIBOR could have a significant impact on the financial markets and may present risks for certain market participants.

Minnesota/Upper Midwest Geographic Risk

The Adviser focuses generally on securities of companies that are located in the Upper Midwest region of the U.S. The Fund typically emphasizes companies located in Minnesota, in particular. The Fund may be impacted by events or conditions affecting the region to a greater extent than if the Fund invested in more geographically diverse investments. For example, political and economic conditions and changes in regulatory, tax or economic policy in a state or region could affect the economy or particular business operations of companies located in the state or region.

Recent Market Events Risk; General Market Events Risk

U.S. and international markets have experienced significant periods of volatility in recent months and years due to a number of economic, political and global macro factors including rising inflation and the impact of the coronavirus (COVID-19) as a global pandemic, uncertainties regarding interest rates, rising inflation, trade tensions, and the threat of tariffs imposed by the U.S. and other countries. The recovery from COVID-19 is proceeding at slower than expected rates and may last for a prolonged period of time. As a result of continuing political tensions and armed conflicts, including the war between Ukraine and Russia, the U.S. and the European Union imposed sanctions on certain Russian individuals and companies, including certain financial institutions, and have limited certain exports and imports to and from Russia. The war has contributed to recent market volatility and may continue to do so. Continuing market volatility as a result of recent market conditions or other events may have an adverse effect on the performance of the Fund.

Securities of Foreign Issuers and ADRs Risk

There are certain risks in securities of foreign issuers which are not associated with domestic securities. These risks, among others, include political, social or economic instability, difficulty in predicting international trade patterns, taxation and foreign trading practices, and greater fluctuations in price than U.S. corporations. In addition, there may be less publicly available information about a foreign company than about a U.S. domiciled company.

Small-Cap and Mid-Cap Securities Risk

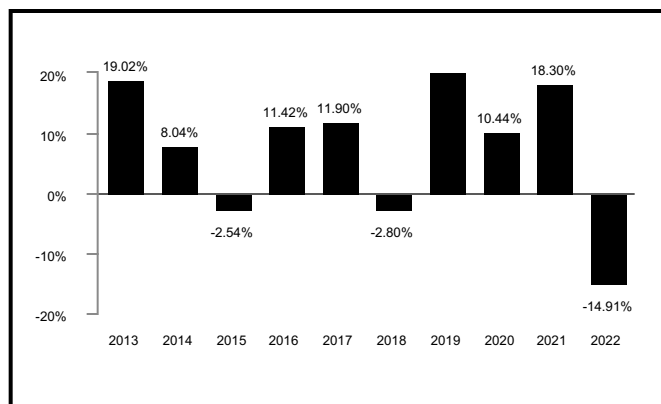
Small-cap and mid-cap companies may have a shorter history of operations and be less diversified with respect to their product line. Stocks of these companies tend to be more volatile and less liquid than large company stocks.

Performance

Risk/Return Bar Chart and Table

The following bar chart and table illustrate the risks of investing in the Fund. The bar chart shows changes in the Fund’s performance from year to year over a 10-year period. Both the chart and the table assume that all distributions have been reinvested. The Fund is the successor to the Mairs & Power Balanced Fund, a series of Mairs & Power Funds Trust (the Predecessor Balanced Fund). The returns presented reflect the historical performance of the Predecessor Balanced Fund for the periods from January 1, 2013 to April 29, 2022. The Fund has adopted the performance of the Predecessor Balanced Fund as a result of a reorganization in which the Fund acquired all the assets and liabilities of the Predecessor Balanced Fund (the Reorganization) which occurred on April 29, 2022. Prior to the Reorganization, the Fund had not commenced operations. The Predecessor Balanced Fund had the same Adviser, investment objectives and strategies as the Fund. Visit the Fund’s website at www.mairsandpower.com, or call 800-304-7404 for current performance figures. Past performance of the Fund, before and after taxes, is not necessarily an indication of how the Fund will perform in the future.

Calendar Year Returns as of December 31



During the period shown on the bar chart, the Predecessor Balanced Fund's best and worst quarters are shown below:

Highest Quarter	2nd Quarter, 2020	11.99%
Lowest Quarter	1st Quarter, 2020	-15.13%

Average Annual Total Returns

The following table shows how the Fund's (and the Predecessor Balanced Fund's) average annual returns before and after taxes for one, five and ten years compare to those of the Composite Index, the S&P 500[®] Total Return Index and the Bloomberg U.S. Government/Credit Bond Index. The Composite Index reflects an unmanaged portfolio comprised of 60% of the S&P 500[®] Total Return Index and 40% of the Bloomberg U.S. Government/Credit Bond Index.

The unaudited after-tax returns shown in the table are calculated using the historical highest individual federal marginal income tax rates and do not reflect the impact of state and local taxes. Actual after-tax returns depend on an investor's tax situation and may differ from those shown. After-tax returns shown are not relevant to investors who hold their Fund shares through tax-deferred or other tax-advantaged arrangements, such as 401(k) plans or individual retirement accounts (IRAs).

In certain cases, the figure representing "Return After Taxes on Distributions and Sale of Fund Shares" may be higher than the other return figures for the same period. A higher after-tax return results when a capital loss occurs upon redemption and provides an assumed tax benefit to the investor.

Average Annual Total Returns

(For the periods ended December 31, 2022)

	1 year	5 years	10 years
Return Before Taxes	-14.91%	5.39%	7.34%
Return After Taxes on Distributions	-16.32%	3.93%	6.10%
Return After Taxes on Distributions and Sale of Fund Shares	-7.97%	4.04%	5.68%
Composite Index (reflects no deduction for fees, expenses or taxes)	-16.00%	6.03%	8.13%
S&P 500 [®] Total Return Index (reflects no deduction for fees, expenses or taxes)	-18.11%	9.42%	12.56%
Bloomberg U.S. Government/Credit Bond Index (reflects no deduction for fees, expenses or taxes)	-13.58%	0.21%	1.16%

Management

The Fund employs Mairs & Power, Inc. to manage the Fund's investment portfolio. The Fund's portfolio managers are as follows:

Name/Primary Title with Fund	Primary Title with the Adviser	Tenure with the Fund	Tenure with the Adviser*
Kevin V. Earley, Lead Portfolio Manager	Investment Manager	Lead Portfolio Manager of the Fund and the Predecessor Balanced Fund since April 1, 2018; Co-Manager from 2015 to April 1, 2018	Since 2013
Robert W. Thompson, Co-Manager	Director of Fixed Income	Co-Manager of the Fund and the Predecessor Balanced Fund since April 1, 2018	Since 2016

*Tenure with the Adviser is the year each individual started employment with the Adviser and may not align with primary title with the Adviser.

Purchase and Sale of Fund Shares

The minimum initial and subsequent investment amounts offered by the Fund are:

Type of Account	Minimum Investment	Subsequent Investment
Regular	\$2,500	\$100
IRA	\$1,000	\$100

You may purchase, exchange or redeem Fund shares directly through the Fund's transfer agent by writing or calling:

Mairs & Power Funds
c/o U.S. Bancorp Fund Services, LLC
P.O. Box 701
Milwaukee, WI 53201-0701
Telephone: 800-304-7404

Qualifying shareholders may also purchase, exchange or redeem Fund shares online at www.mairsandpower.com.

Fund transactions may be made on any day the New York Stock Exchange is open for business. Investors who wish to purchase or redeem Fund shares through a bank, broker-dealer, financial adviser or recordkeeper (Financial Intermediary) should contact the Financial Intermediary directly for information relating to the purchase or sale of Fund shares.

Tax Information

The Fund's distributions are taxable and will be taxed as ordinary income or long-term capital gains, unless you are investing through a tax-deferred or other tax-advantaged arrangement, such as a 401(k) plan or an IRA. You may be taxed later upon withdrawal of monies from tax-deferred arrangements.

Payments to Broker-Dealers and Other Financial Intermediaries

If you purchase the Fund through a broker-dealer or other financial intermediary (such as a bank), the Fund and its related companies may pay the intermediary for the sale of Fund shares and related services. These payments may create a conflict of interest by influencing the broker-dealer or other intermediary and your salesperson to recommend the Fund over another investment. Ask your salesperson or visit your financial intermediary's website for more information.

MAIRS & POWER SMALL CAP FUND

Investment Objective

Mairs & Power Small Cap Fund's (the Fund) fundamental objective is to seek above-average, long-term appreciation.

Fees and Expenses of the Fund

This table describes the fees and expenses that you may pay if you buy, hold and sell shares of the Fund. **You may pay other fees, such as brokerage commissions and other fees to financial intermediaries, which are not reflected in the table and example below.**

Shareholder Fees

(fees paid directly from your investment)

Redemption Fee (as a percentage of amount redeemed on shares held for 180 days or less) 1.00 %

Annual Fund Operating Expenses *(expenses that you pay each year as a percentage of the value of your investment)*

Management Fees	0.80 %
Other Expenses	0.12 %
Total Annual Fund Operating Expenses	<u>0.92 %</u>

Expense Example

This example is intended to help you compare the cost of investing in the Fund with the cost of investing in other mutual funds. The example assumes that you invest \$10,000 in the Fund for the time periods indicated and you then redeem or hold all of your shares at the end of those periods. The example also assumes that your investment has a 5% return each year and that the Fund's operating expenses remain the same. Although your actual costs may be higher or lower, based on these assumptions, your costs would be:

1 year	3 years	5 years	10 years
\$94	\$293	\$509	\$1131

Portfolio Turnover

The Fund pays transaction costs, such as commissions, when it buys and sells securities (or turns over its portfolio). A higher portfolio turnover rate may indicate higher transaction costs and may result in higher taxes when Fund shares are held in a taxable account. These costs, which are not reflected in annual fund operating expenses or in the example, affect the Fund's performance. During the most recent fiscal

year, the Fund's portfolio turnover rate was 19.81% of the average value of its portfolio.

Principal Investment Strategies

The Fund normally will invest at least 80% of its net assets (including borrowings for investment purposes) in U.S. common stocks issued by small-cap companies. For this purpose, small-cap companies are defined as companies whose market capitalization at the time of purchase is within the market capitalization range represented by companies in the S&P SmallCap 600[®] Total Return Index. The S&P SmallCap 600[®] Total Return Index is a widely used benchmark for small-cap performance and is rebalanced continuously. As of December 31, 2022, the market capitalization range for the S&P SmallCap 600[®] Total Return Index was approximately \$201.7 million to \$6.3 billion, but is expected to change frequently. The Fund also may invest in common stocks issued by companies with market capitalizations above the market capitalization range of the S&P SmallCap 600[®] Total Return Index only if, after the purchase is made, the Fund has at least 80% of its net assets invested in small-cap securities.

In selecting securities for the Fund, the Fund's investment adviser, Mairs & Power, Inc. (the Adviser), gives preference to companies with attractive business niches, strong competitive positions, and the potential to grow revenues, earnings and cash flows consistently over the long-term. Capable management with a track record of prudent capital deployment is also an important consideration. The Adviser focuses generally on companies located in Minnesota and other states in the Upper Midwest region of the U.S. (which the Adviser considers to be the states of Illinois, Iowa, Minnesota, North Dakota, South Dakota and Wisconsin). The Fund may also invest up to 25% of its total assets in securities of foreign issuers which are listed on a U.S. stock exchange or are represented by American Depositary Receipts (ADRs). From time to time, the Fund may invest in initial public offerings (IPOs). The Fund may have significant investments in the industrials sector. The Adviser seeks to keep the Fund's assets reasonably fully invested, to maintain modest portfolio turnover rates, and to moderate risk by investing in a diversified portfolio of equity securities.

The Adviser may sell the Fund's portfolio securities for a variety of reasons, such as to secure gains, limit losses, or redeploy assets into more promising opportunities.

Principal Risks of Investing in the Fund

All investments have risks. The Fund is designed for long-term investors. You should be prepared to accept fluctuations in portfolio value as the Fund seeks to achieve its investment objective. The Fund cannot provide assurance that it will achieve its objective. Loss of money is a risk of investing in the Fund. The Fund's principal risks are presented in alphabetical order to facilitate finding particular risks and comparing them with the risks of other funds. Each risk summarized below is considered a "principal risk" of investing in the Fund, regardless of the order in which it appears. Losing all or a portion of your investment is a risk of investing in the Fund. The following additional risks could affect the value of your investment, and are ordered alphabetically rather than by importance. You should understand these risks before investing. The main risks of investing in the Fund are:

Common Stock Risk

Common stocks held by the Fund will fluctuate in value based on the earnings of the company and on general industry and market conditions, leading to fluctuations in the Fund's share price.

Fund Management Risk

Active management by the Adviser in selecting and maintaining a portfolio of securities that will achieve the Fund's investment objective could cause the Fund to underperform compared to other funds having similar investment objectives.

Industrials Sector Risk

To the extent that the Fund invests a significant portion of its assets in the industrials sector, the Fund will be sensitive to changes in, and its performance will depend to a greater extent on, the overall condition of the industrials sector. The industrials sector may be significantly affected by general economic trends, including such factors as import controls, commodity prices, and worldwide competition.

Initial Public Offering (IPO) Risk

The Fund may invest in initial public offerings by small-cap companies, which can involve greater risks than investments in companies which are already publicly traded. The companies which undergo IPOs generally have limited operating histories, and their prospects for future profitability are uncertain. In addition, stock prices of IPOs can be highly unstable due to the absence of a prior public market and other factors.

Minnesota/Upper Midwest Geographic Risk

The Adviser focuses generally on securities of companies that are located in the Upper Midwest region of the U.S. The Fund typically emphasizes companies located in Minnesota in particular. The Fund may be impacted by events or conditions affecting the region to a greater extent than if the Fund invested in more geographically diverse investments. For example, political and economic conditions and changes in regulatory, tax or economic policy in a state or region could affect the economy or particular business operations of companies located in the state or region.

Recent Market Events Risk; General Market Events Risk

U.S. and international markets have experienced significant periods of volatility in recent months and years due to a number of economic, political and global macro factors including rising inflation and the impact of the coronavirus (COVID-19) as a global pandemic, uncertainties regarding interest rates, rising inflation, trade tensions, and the threat of tariffs imposed by the U.S. and other countries. The recovery from COVID-19 is proceeding at slower than expected rates and may last for a prolonged period of time. As a result of continuing political tensions and armed conflicts, including the war between Ukraine and Russia, the U.S. and the European Union imposed sanctions on certain Russian individuals and companies, including certain financial institutions, and have limited certain exports and imports to and from Russia. The war has contributed to recent market volatility and may continue to do so. Continuing market volatility as a result of recent market conditions or other events may have an adverse effect on the performance of the Fund.

Sector Emphasis Risk

To the extent the Fund emphasizes investments in a particular sector, the Fund will be subject to a greater degree of risks particular to that sector because companies in the sector may share common characteristics and may react similarly to market developments. Market conditions, interest rates, and economic, regulatory, or financial developments could significantly affect all the securities in a single sector.

Securities of Foreign Issuers and ADRs Risk

There are certain risks in securities of foreign issuers which are not associated with domestic securities. These risks, among others, include political, social or economic instability, difficulty in predicting international trade patterns, taxation and foreign trading practices, and greater fluctuations in price than U.S. corporations. In addition, there may be less

publicly available information about a foreign company than about a U.S. domiciled company.

Small-Cap Securities Risk

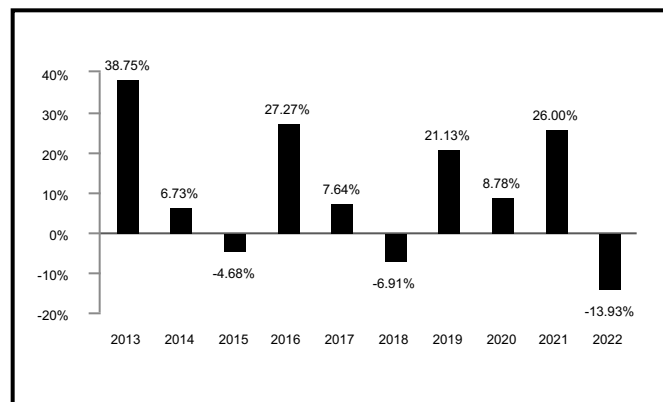
Generally, companies with smaller market capitalizations have fewer shares traded daily, less liquidity, and greater price volatility than companies with larger market capitalizations. In addition, small-cap companies tend to have shorter track records, a more limited product or service base, more limited access to capital, and a greater possibility of failing. These factors increase the risk of investing in small-cap companies, as compared to mid-cap and large-cap companies.

Performance

Risk/Return Bar Chart and Table

The following bar chart and table illustrate the risks of investing in the Fund. The bar chart shows changes in the Fund's performance from year to year over a 10-year period. Both the chart and the table assume that all distributions have been reinvested. The Fund is the successor to the Mairs & Power Small Cap Fund, a series of Mairs & Power Funds Trust (the Predecessor Small Cap Fund). The returns presented reflect the historical performance of the Predecessor Small Cap Fund for the periods from January 1, 2013 to April 29, 2022. The Fund has adopted the performance of the Predecessor Small Cap Fund as a result of a reorganization in which the Fund acquired all the assets and liabilities of the Predecessor Small Cap Fund (the Reorganization) which occurred on April 29, 2022. Prior to the Reorganization, the Fund had not commenced operations. The Predecessor Small Cap Fund had the same Adviser, investment objectives and strategies as the Fund. Visit the Fund's website at www.mairsandpower.com, or call 800-304-7404 for current performance figures. Past performance of the Fund, before and after taxes, is not necessarily an indication of how the Fund will perform in the future.

Calendar Year Return as of December 31



During the period shown on the bar chart, the Predecessor Small Cap Fund's best and worst quarters are shown below:

Highest Quarter	4th Quarter, 2020	27.06%
Lowest Quarter	1st Quarter, 2020	-29.16%

Average Annual Total Returns

The following table shows how the Fund's (and the Predecessor Small Cap Fund's) average annual returns before and after taxes for one year, five and ten years compare to those of the S&P SmallCap 600[®] Total Return Index. The unaudited after-tax returns shown in the table are calculated using the historical highest individual federal marginal income tax rates and do not reflect the impact of state and local taxes. Actual after-tax returns depend on an investor's tax situation and may differ from those shown. After-tax returns shown are not relevant to investors who hold their Fund shares through tax-deferred or other tax-advantaged arrangements, such as 401(k) plans or individual retirement accounts (IRAs).

In certain cases, the figure representing "Return After Taxes on Distributions and Sale of Fund Shares" may be higher than the other return figures for the same period. A higher after-tax return results when a capital loss occurs upon redemption and provides an assumed tax benefit to the investor.

Average Annual Total Returns*(For the periods ended December 31, 2022)*

	1 year	5 years	10 years
Return Before Taxes	-13.93%	5.87%	9.91%
Return After Taxes on Distributions	-15.17%	4.69%	9.02%
Return After Taxes on Distributions and Sale of Fund Shares	-7.35%	4.55%	8.08%
S&P SmallCap 600 [®] Total Return Index (reflects no deduction for fees, expenses or taxes)	-16.10%	5.88%	10.82%

Management

The Fund employs Mairs & Power, Inc. to manage the Fund's investment portfolio. The Fund's portfolio managers are as follows:

Name/Primary Title with Fund	Primary Title with the Adviser	Tenure with the Fund	Tenure with the Adviser*
Andrew R. Adams, Lead Portfolio Manager	Chief Investment Officer	Lead Portfolio Manager of the Fund and the Predecessor Small Cap Fund since August 20, 2021, Co-Manager since April 1, 2019; Lead Portfolio Manager from 2011 to April 1, 2019	Since 2006
Christopher D. Strom, Co-Manager	Investment Manager	Co-Manager since January 1, 2021	Since 2017
Michael C. Marzolf, Co-Manager	Investment Manager	Co-Manager since January 1, 2022	Since 2021

*Tenure with the Adviser is the year each individual started employment with the Adviser and may not align with primary title with the Adviser.

Purchase and Sale of Fund Shares

The minimum initial and subsequent investment amounts offered by the Fund are:

Type of Account	Minimum Investment	Subsequent Investment
Regular	\$2,500	\$100
IRA	\$1,000	\$100

You may purchase, exchange or redeem Fund shares directly through the Fund's transfer agent by writing or calling:

Mairs & Power Funds
c/o U.S. Bancorp Fund Services, LLC
P.O. Box 701
Milwaukee, WI 53201-0701
Telephone: 800-304-7404

Qualifying shareholders may also purchase, exchange or redeem Fund shares online at www.mairsandpower.com.

Fund transactions may be made on any day the New York Stock Exchange is open for business. Investors who wish to purchase or redeem Fund shares through a bank, broker-dealer, financial adviser or recordkeeper (Financial Intermediary) should contact the Financial Intermediary directly for information relating to the purchase or sale of Fund shares.

Tax Information

The Fund's distributions are taxable and will be taxed as ordinary income or long-term capital gains, unless you are investing through a tax-deferred arrangement, such as a 401(k) plan or an IRA. You may be taxed later upon withdrawal of monies from tax-deferred or other tax-advantaged arrangements.

Payments to Broker-Dealers and Other Financial Intermediaries

If you purchase the Fund through a broker-dealer or other financial intermediary (such as a bank), the Fund and its related companies may pay the intermediary for the sale of Fund shares and related services. These

payments may create a conflict of interest by influencing the broker-dealer or other intermediary and your salesperson to recommend the Fund over another investment. Ask your salesperson or visit your financial intermediary's website for more information.

FUND DETAILS

MAIRS & POWER GROWTH FUND (GROWTH FUND)

Investment Objective

The fundamental objective of the Growth Fund is to provide shareholders with a diversified portfolio of common stocks, which have the potential for above-average, long-term appreciation. This objective may not be changed without shareholder approval.

Implementation of Investment Objective

The Growth Fund's strategy is to purchase quality growth-oriented stocks at reasonable valuation levels. The Adviser intends to hold these stocks for relatively long periods of time, generally at least one year, to allow the power of compounding to build returns for the Fund's shareholders. However, sales are made from time to time in response to such factors as changing fundamentals and excessive valuation.

The Growth Fund invests primarily in U.S. common stocks. The Fund may also invest in ADRs and other foreign securities. In selecting securities for the Fund, the Adviser gives preference to companies that exhibit above-average growth and durable competitive advantages at reasonable valuations. In the Adviser's experience, these securities typically have strong returns on invested capital. The Adviser measures above-average return on invested capital against the weighted average of the components of the S&P 500[®] Total Return Index.

A multi-cap approach is followed, and the Fund invests in stocks of small-cap, mid-cap, and large-cap companies. The Adviser believes that smaller capitalization companies provide somewhat higher returns over longer time frames. The Adviser focuses generally on companies located in Minnesota and other states in the Upper Midwest region of the U.S. (which the Adviser considers to be the states of Illinois, Iowa, Minnesota, North Dakota, South Dakota and Wisconsin). The Fund may have significant investments in the industrials, information technology and healthcare sectors. The Fund seeks to moderate risk by investing in a portfolio of equity securities that is diversified in terms of market capitalization, industry of the issuer and number of holdings.

The Growth Fund may invest up to 25% of its total assets in securities of foreign equity issuers, which are

either listed on a U.S. stock exchange or represented by ADRs.

Assets in the Growth Fund are expected to be reasonably fully invested. Cash or cash equivalent investments (such as money market funds and other short-term investments) may be held from time to time to provide liquidity, to meet redemptions and to act as a reserve for future purchases.

Portfolio turnover is expected to be low when compared to other equity mutual funds. The Fund's (and the Predecessor Growth Fund's) portfolio turnover rates for the years ended December 31, 2022 and 2021 were 11.04% and 13.17%, respectively. An increase in portfolio changes may occur during periods of changing economic, market and political conditions, or as a result of purchases and redemptions. As a result, there could be a higher turnover rate, which could result in the realization of higher capital gains and losses.

Investment Process

The Adviser utilizes a bottom up, multi-cap approach in selecting equity securities for the Fund, focusing generally on stocks of companies headquartered in Minnesota and other states in the Upper Midwest. The Adviser evaluates company fundamentals when selecting individual stocks for the Fund rather than taking "market bets." The Adviser's Investment Committee monitors specific companies and industry trends and meets regularly to assess its findings. The Investment Committee seeks to identify strong companies with consistent, above-average growth. A "Durable Competitive Advantage" (DCA) analysis is performed on each company identified to assist the Investment Committee in evaluating that consistent, above-average growth is sustainable over the long-term. A DCA analysis, based on Porter's Five Forces, evaluates the competitive rivalry between existing companies, bargaining power of buyers and suppliers, threat of substitute products and threat of new market entrants. When evaluating investment opportunities, the Adviser also considers whether environmental, social and/or corporate governance (ESG) factors are likely to have a material impact on a company's long-term success (though ESG considerations are not necessarily determinative with respect to any particular investment decision and the Adviser does not apply exclusionary screens). As a bottom up fundamental investor, the Adviser includes ESG considerations as part of its overall investment-decision making process. The Adviser reviews ESG data sourced from third-party data analytics platforms. In evaluating ESG data, the Adviser tends to focus on companies with high

scores in notable material issues such as business ethics, carbon product and services, and product governance, among others. The Adviser looks for ESG outliers and utilizes the score as another data point when reviewing companies. The Investment Committee also evaluates the management and valuations of companies held by the Fund. Depending on a company's valuation, positions may be added to, trimmed or eliminated. Lastly, the Investment Committee utilizes a quantitative model which emphasizes factors the Adviser believes reflect its investment philosophy such as a proprietary calculation of return on invested capital, earnings and free cash flow yield. The Adviser believes utilizing this quantitative tool enhances the investment strategy in identifying new purchase candidates as well as in portfolio positioning of existing holdings.

MAIRS & POWER BALANCED FUND (BALANCED FUND)

Investment Objective

The fundamental objective of the Balanced Fund is to provide capital growth, current income and preservation of capital. This objective may not be changed without shareholder approval.

Implementation of Investment Objective

The Balanced Fund's equity strategy is to invest in companies that exhibit the potential for above-average growth and durable competitive advantages at reasonable valuations. In the Adviser's experience, these securities typically have strong returns on invested capital. The Adviser measures above-average return on invested capital against the weighted average of the components of the S&P 500[®] Total Return Index. The Adviser focuses generally on companies located in Minnesota and other states of the Upper Midwest region of the U.S. (which the Adviser considers to be the states of Illinois, Iowa, Minnesota, North Dakota, South Dakota and Wisconsin). A multi-cap approach is followed and the Fund invests in stocks of small-cap, mid-cap, and large-cap companies. The Adviser intends to hold these stocks for relatively long periods of time, generally at least one year, to allow the power of compounding to build returns for the Fund's shareholders. However, sales are made from time to time in response to such factors as changing fundamentals and excessive valuation. The Fund normally invests at least 25% of its total assets in equity securities and at least 25% of its total assets in fixed income securities.

The Balanced Fund also invests in fixed income investments, primarily including investment-grade U.S. Government obligations and corporate bonds.

Although the Balanced Fund will invest primarily in higher rated investment-grade debt securities (rated Baa or better by Moody's Investor Service or rated BBB or better by Standard & Poor's), lower rated convertible and non-convertible debt securities may be purchased if, in the opinion of the Adviser, the potential rewards outweigh the incremental risks. Fixed income securities are generally held to maturity. Less than investment-grade debt securities sometimes are referred to as "high-yield" or "junk bonds." Fixed income securities are selected based upon their credit quality and ability to provide regular, current income. Occasionally sales are made in response to factors such as changing fundamentals, investment strategy shifts and excessive valuation.

The Balanced Fund may invest up to 25% of its total assets in securities of foreign issuers, which are either listed on a U.S. stock exchange or represented by ADRs. The Fund seeks to moderate risk by investing in a portfolio of equity and fixed income securities that is diversified in terms of market capitalization, industry of the issuer and number of holdings.

Assets in the Balanced Fund are expected to be reasonably fully invested. Cash or cash equivalent investments (such as money market funds and other short-term investments) may be held from time to time to provide liquidity, to meet redemptions and act as a reserve for future purchases.

Portfolio turnover is expected to be low when compared to other balanced mutual funds. The Fund's (and the Predecessor Balanced Fund's) portfolio turnover rates for the years ended December 31, 2022 and 2021, were 9.68% and 13.00%, respectively. An increase in portfolio changes may occur during periods of changing economic, market and political conditions, or as a result of purchases and redemptions. As a result, there could be a higher turnover rate, which could result in the realization of higher capital gains and losses.

Investment Process

The Adviser utilizes a bottom up, multi-cap approach in selecting equity securities for the Fund, focusing generally on stocks of companies headquartered in Minnesota and other states in the Upper Midwest. The Adviser evaluates company fundamentals when selecting individual stocks for the Fund rather than taking "market bets." The Adviser's Investment Committee monitors specific companies and industry trends and meets regularly to assess its findings. The Investment Committee seeks to identify strong

companies with consistent, above-average growth. A “Durable Competitive Advantage” (DCA) analysis is performed on each company identified to assist the Investment Committee in evaluating that consistent, above-average growth is sustainable over the long-term. A DCA analysis, based on Porter’s Five Forces, evaluates the competitive rivalry between existing companies, bargaining power of buyers and suppliers, threat of substitute products and threat of new market entrants. When evaluating investment opportunities, the Adviser also considers whether environmental, social and/or corporate governance (ESG) factors are likely to have a material impact on a company’s long-term success (though ESG considerations are not necessarily determinative with respect to any particular investment decision and the Adviser does not apply exclusionary screens). As a bottom up fundamental investor, the Adviser includes ESG considerations as part of its overall investment-decision making process. The Adviser reviews ESG data sourced from third-party data analytics platforms. In evaluating ESG data, the Adviser tends to focus on companies with high scores in notable material issues such as business ethics, carbon product and services, and product governance, among others. The Adviser looks for ESG outliers and utilizes the score as another data point when reviewing companies. The Investment Committee also evaluates the management and valuations of companies held by the Fund. Depending on a company’s valuation, positions may be added to, trimmed or eliminated. Lastly, the Investment Committee utilizes a quantitative model which emphasizes factors the Adviser believes reflect its investment philosophy such as a proprietary calculation of return on invested capital, earnings and free cash flow yield. The Adviser believes utilizing this quantitative tool enhances its investment strategy in identifying new purchase candidates as well as in portfolio positioning of existing holdings.

The Adviser conducts fundamental analysis on the issuer prior to purchasing debt securities. The Adviser focuses on companies with strong balance sheets or substantial tangible assets. The Adviser looks for stable credit trends and monitors credit quality over the life of the security. The Adviser generally builds a laddered portfolio, considering maturity date ranges and applicable coupons, and will swap debt securities if they become rich in price or are declining dramatically in credit quality. The Adviser considers duration relative to interest rate movement. While the Adviser does not market time, it will purchase new bonds with longer or shorter maturities based on the interest rate outlook.

MAIRS & POWER SMALL CAP FUND (SMALL CAP FUND)

Investment Objective

The fundamental objective of the Small Cap Fund is to seek above-average, long-term appreciation. This objective may not be changed without shareholder approval.

Implementation of Investment Objective

The Small Cap Fund normally will invest at least 80% of its net assets (including borrowings for investment purposes) in common stocks issued by small-cap companies. For this purpose, small-cap companies are defined as companies whose market capitalization at the time of purchase is within the market capitalization range represented by the companies in the S&P SmallCap 600[®] Total Return Index. The S&P SmallCap 600[®] Total Return Index is a widely used benchmark for small-cap performance and is rebalanced continuously as additions and deletions of companies are made in response to corporate actions and market developments. As of December 31, 2022, the market capitalization range for the S&P SmallCap 600[®] Total Return Index was approximately \$201.7 million to \$6.3 billion, but is expected to change frequently. The Adviser focuses generally on companies located in Minnesota and other states in the Upper Midwest region of the U.S. (which the Adviser considers to be the states of Illinois, Iowa, Minnesota, North Dakota, South Dakota and Wisconsin). The Small Cap Fund will not change its policy of normally investing at least 80% of its net assets in small-cap stocks unless it provides shareholders with at least 60 days prior notice of the change.

In selecting securities for the Fund, the Adviser gives preference to companies with attractive business niches, strong competitive positions and the potential to grow revenues, earnings and cash flows consistently over the long-term. Capable management with a track record of prudent capital deployment is also an important consideration. The Fund may have significant investments in the industrials sector. The Adviser seeks to moderate risk by investing in a portfolio of equity securities that is diversified in terms of industry of the issuer as well as number of holdings.

The Small Cap Fund may invest up to 25% of its total assets in securities of foreign equity issuers, which are either listed on a U.S. stock exchange or represented by ADRs. From time to time, the Fund may invest in IPOs.

Assets in the Small Cap Fund are expected to be reasonably fully invested. Cash or cash equivalent investments (such as money market funds and other short-term investments) may be held from time to time to provide liquidity, to meet redemptions and to act as a reserve for future purchases.

Portfolio turnover is expected to be low when compared to other small-cap mutual funds. The Fund's (and the Predecessor Small Cap Fund's) portfolio turnover rates for the periods ended December 31, 2022 and 2021 were 19.81% and 21.45%, respectively. An increase in portfolio changes may occur during periods of changing economic, market and political conditions, or as a result of purchases and redemptions. As a result, there could be a higher turnover rate, which could result in the realization of higher capital gains and losses.

Investment Process

The Adviser utilizes a bottom up approach in selecting equity securities for the Fund, focusing generally on stocks of companies headquartered in Minnesota and other states in the Upper Midwest. The Adviser evaluates company fundamentals when selecting individual stocks for the Fund rather than taking "market bets." The Adviser uses fundamental analysis to determine competitive position, long-term growth rates, risk characteristics, price targets and portfolio positions. As a result, stock selection generally drives relative portfolio performance. When evaluating investment opportunities, the Adviser also considers whether environmental, social and/or corporate governance (ESG) factors are likely to have a material impact on a company's long-term success (though ESG considerations are not necessarily determinative with respect to any particular investment decision and the Adviser does not apply exclusionary screens). As a bottom up fundamental investor, the Adviser includes ESG considerations as part of its overall investment-decision making process. The Adviser reviews ESG data sourced from third-party data analytics platforms. In evaluating ESG data, the Adviser tends to focus on companies with high scores in notable material issues such as business ethics, carbon product and services, and product governance, among others. The Adviser looks for ESG outliers and utilizes the score as another data point when reviewing companies. The Adviser's risk assessment emphasizes the operating leverage and financial leverage of the underlying company and is not simply based on historical price volatility. The Small Cap Investment Committee meets regularly to monitor

economic, industry and company issues. Depending on a company's valuation, positions may be added to, trimmed or eliminated.

TEMPORARY DEFENSIVE POLICIES – ALL FUNDS

In order to respond to adverse market, economic, political or other conditions, each Fund may assume a temporary defensive position that is inconsistent with its principal investment strategies and invest, without limitation, in cash or cash equivalents, such as money market funds and other short-term investments. A Fund may be unable to achieve its investment objective during the employment of a temporary defensive measure.

INVESTMENT LIMITATIONS – ALL FUNDS

A detailed description of each Fund's investment limitations is contained in the Statement of Additional Information (SAI). Some limitations are fundamental policies, which mean they cannot be changed without the approval of a majority of a Fund's shareholders, as defined in the SAI. The percentage limitations set forth under "Implementation of Investment Objective" are measured at the time of investment.

DISCLOSURE OF PORTFOLIO HOLDINGS – ALL FUNDS

A description of the Funds' policies and procedures with respect to the disclosure of portfolio holdings is available in the SAI and on the Funds' website. A complete list of each Fund's holdings is available on or about 15 days after each quarter-end at www.mairsandpower.com. This list remains available on the website until it is replaced with the following quarter-end list. The portfolio holdings list is also filed in the Funds' annual and semi-annual reports to shareholders filed with the SEC on Form N-CSR and on Form N-PORT following the end of each quarter. Form N-CSR and the public portion of Form N-PORT may be viewed on the SEC's website at www.sec.gov.

ReFlow Liquidity Program

The Funds may participate in the ReFlow Fund, LLC ("ReFlow") liquidity program, which is designed to provide an alternative liquidity source for mutual funds experiencing net redemptions of their shares. Pursuant to the program, ReFlow provides participating mutual funds (including each Fund) with a source of cash to meet net shareholder redemptions by standing ready each business day to purchase Fund shares up to the value of the net shares redeemed by other shareholders

that are to settle the next business day. Following purchases of a Fund's shares, ReFlow then generally redeems those shares when the Fund experiences net sales, at the end of a maximum holding period determined by ReFlow (currently 14 days) or at other times at ReFlow's or the Adviser's discretion. While ReFlow holds a Fund's shares, it will have the same rights and privileges with respect to those shares as any other shareholder. For use of the ReFlow service, a Fund pays a fee to ReFlow each time it purchases Fund shares, calculated by applying to the purchase amount a fee rate determined through an automated daily auction among participating mutual funds. The current minimum fee rate is 0.20% of the value of the Fund shares purchased by ReFlow, although a Fund may submit a bid at a higher fee rate if it determines that doing so is in the best interest of Fund shareholders. ReFlow's purchases of a Fund's shares through the liquidity program are made on an investment-blind basis without regard to a Fund's objective, policies or anticipated performance. In accordance with federal securities laws, ReFlow is prohibited from acquiring more than 3% of the outstanding voting securities of a Fund. ReFlow will not be subject to the Funds' investment minimums, the Small Cap Fund's redemption fee, or the limitations noted in Frequent Purchases and Redemptions of Fund Shares beginning on page 35 of the Funds' prospectus. ReFlow will periodically redeem its entire share position in a Fund and request that such redemption be met in-kind in accordance with the Funds' redemption in-kind policies described under "Redemptions In-Kind," below. The Board has approved the Funds' use of the ReFlow program. The Adviser believes that the program may assist in stabilizing each Fund's net assets, to the benefit of the Fund and its shareholders, although there is no guarantee that the program will do so. To the extent that the Funds' assets do not decline, the Adviser may also benefit.

RISKS

All investments have risks. Each Fund is designed for long-term investors. You should be prepared to accept fluctuations in portfolio value as a Fund seeks to achieve its investment objective. A Fund cannot provide assurance that it will achieve its objective. Loss of money is a risk of investing in the Funds. The main risks of investing in the Funds are:

	Growth Fund	Balanced Fund	Small Cap Fund
Common Stock Risk	X	X	X

	Growth Fund	Balanced Fund	Small Cap Fund
Convertible Debt Securities Risk		X	
Debt Securities Rated Less Than Investment-Grade Risk		X	
Fixed Income Risk		X	
Fund Management Risk	X	X	X
Government Obligations Risk		X	
Healthcare Sector Risk	X		
Industrials Sector Risk	X		X
Information Technology Sector Risk	X		
Initial Public Offering (IPO) Risk			X
Large-Cap Risk	X	X	
LIBOR Transition Risk		X	
Minnesota/Upper Midwest Geographic Risk	X	X	X
Recent Market Events Risk; General Market Events Risk	X	X	X
Sector Emphasis Risk	X		X
Securities of Foreign Issuers and ADRs Risk	X	X	X
Small-Cap Securities Risk			X
Small-Cap and Mid-Cap Securities Risk	X	X	

Common Stock Risk

Common stocks held by the Funds will fluctuate in value based on the earnings of the company and on general industry and market conditions. A fund that invests a significant amount of its assets in common stocks is likely to have greater fluctuations in share price than a fund that invests a significant portion of its assets in fixed income securities.

Convertible Debt Securities Risk

Convertible securities are fixed income securities which may be converted at a stated price within a specified period of time into a certain quantity of equity securities of the same or a different issuer. The value

of the convertible security may be exposed to the market risk of the underlying stock as well as interest rate risk and the credit risk of the issuer. Convertible securities are typically issued by smaller capitalized companies whose stock price may be volatile. Therefore, the price of a convertible security may reflect variations in the price of the underlying common stock in a way that non-convertible debt does not.

Debt Securities Rated Less than Investment-Grade Risk

To the extent that a Fund invests in convertible and non-convertible debt securities which are rated less than investment-grade (also known as “high yield” or “junk bonds”), it will undertake a higher degree of credit risk than is associated with higher rated debt securities. Companies that issue these lower rated securities are often highly leveraged and may not have more traditional methods of financing available to them. In addition, the market values of lower rated securities may be more sensitive to developments which affect the individual issuer and to general economic conditions than the market values of higher rated securities.

Fixed Income Risk

Risks related to fixed income investments include credit risk, interest rate risk, maturity risk, and call risk, among others. Credit risk is the risk that the issuer of a debt security will fail to make interest and principal payments when due. Interest rate risk is the risk that the value of a fixed-rate debt security will decline due to an increase in market interest rates. A fund with a longer average portfolio duration will be more sensitive to changes in interest rates than a fund with a shorter average portfolio duration. For example, the market price of a debt security with a duration of four years would be expected to fall approximately 4% if interest rates rose by one percentage point immediately. Prepayment risk is the risk that in times of declining interest rates, the Fund’s higher yielding securities will be prepaid and the Fund will have to replace them with securities having a lower yield. Extension risk is the risk that in times of rising interest rates, prepayments will slow causing portfolio securities considered short or intermediate term to be long-term securities, which fluctuate more widely in response to changes in interest rates than shorter term securities. Maturity risk is the risk that longer term securities may result in greater price fluctuations for the Fund as they are more sensitive to interest rate changes than shorter term securities. Call risk is the risk that an issuer, especially

during a period of falling interest rates, may call (redeem) a security by repaying it early, which may reduce the Fund’s income if the proceeds are reinvested at lower interest rates.

Fund Management Risk

Each Fund’s performance depends on the active management by the Adviser in selecting and maintaining a portfolio of securities that will achieve the Fund’s investment objective. A Fund could underperform compared to other mutual funds having similar investment objectives.

Government Obligations Risk

No assurance can be given that the U.S. Government will provide financial support to U.S. Government-sponsored agencies or instrumentalities where it is not obligated to do so by law, such as the Federal National Mortgage Association (Fannie Mae) and the Federal Home Loan Mortgage Corporation (Freddie Mac). Securities issued by Fannie Mae and Freddie Mac have historically been supported only by the discretionary authority of the U.S. Government. While the U.S. Government provides financial support to various U.S. Government-sponsored agencies and instrumentalities, such as Fannie Mae and Freddie Mac, no assurance can be given that it will always do so.

Healthcare Sector Risk

To the extent the Fund invests a significant portion of its assets in the healthcare sector, the Fund will be sensitive to changes in, and its performance will depend to a greater extent on, the overall condition of the healthcare sector. Companies in the healthcare sector are subject to extensive government regulation and their profitability can be significantly affected by restrictions on government reimbursement for medical expenses, rising costs of medical products and services, pricing pressure (including price discounting), limited product lines and an increased emphasis on the delivery of healthcare through outpatient services. Companies in the healthcare sector are heavily dependent on obtaining and defending patents, which may be time consuming and costly, and the expiration of patents may also adversely affect the profitability of these companies. Healthcare companies are also subject to extensive litigation based on product liability and similar claims. In addition, their products can become obsolete due to industry innovation, changes in technologies or other market developments. Many new products in the healthcare sector require significant research and development and may be subject to regulatory approvals, all of which may be time

consuming and costly with no guarantee that any product will come to market.

Industrials Sector Risk

To the extent that a Fund invests a significant portion of its assets in the industrials sector, the Fund will be sensitive to changes in, and its performance will depend to a greater extent on, the overall condition of the industrials sector. Industries in the industrials sector include companies engaged in the production, distribution or service of products or equipment for manufacturing, agriculture, forestry, mining, and construction. The industrials sector may be significantly affected by general economic trends, including such factors as import controls, commodity prices, and worldwide competition.

Initial Public Offering (IPO) Risk

By virtue of its size and institutional nature, the Adviser may have greater access to IPOs than individual investors. To the extent that a Fund invests in IPOs, a Fund may be exposed to a higher degree of risk not normally associated with offerings of more seasoned companies. Companies involved in IPOs generally have limited operating histories, and their prospects for future profitability are uncertain. These companies often are engaged in new and evolving businesses and are particularly vulnerable to competition and to changes in technology, markets and economic conditions. They may be dependent on certain key managers and third parties, need more personnel and other resources to manage growth and require significant additional capital. They may also be dependent on limited product lines and subject to uncertain substantial dilution of the value of their shares, by sales of additional shares and by concentration of control in existing management and principal shareholders. Stock prices of IPOs can also be highly unstable, due to the absence of a prior public market, the small number of shares available for trading and limited investor information.

Information Technology Sector Risk

Market or economic factors impacting information technology companies and companies that rely heavily on technological advances could have a significant effect on the value of the Fund's investments. The value of stocks of information technology companies and companies that rely heavily on technology is particularly vulnerable to rapid changes in technology product cycles, rapid product obsolescence, government regulation and competition, both domestically and internationally, including competition

from foreign competitors with lower production costs. Stocks of information technology companies and companies that rely heavily on technology, especially those of smaller, less-seasoned companies, tend to be more volatile than the overall market. Information technology companies are heavily dependent on patent and intellectual property rights, the loss or impairment of which may adversely affect profitability. Additionally, companies in the technology sector may face dramatic and often unpredictable changes in growth rates and competition for the services of qualified personnel.

Large-Cap Risk

Large-cap companies perform differently from, and at times and for extended periods of time worse than, stocks of mid- and small-cap companies. Larger, more established companies may be unable to respond quickly to new competitive challenges.

LIBOR Transition Risk

The Funds may invest in securities that use LIBOR as a benchmark or reference rate. The United Kingdom's Financial Conduct Authority, which regulates LIBOR, has announced plans to phase out the use of LIBOR. More recently, the IBA, as LIBOR administrator, announced it will cease publication of U.S. dollar ("USD") LIBOR for the most common tenor (overnight and one, three, six and twelve months) as of June 30, 2023, and it ceased publication of USD LIBOR for the less commonly used tenors of one week and two months as well as all tenors of non-USD LIBOR as of December 31, 2021. The expected discontinuation of LIBOR could have a significant impact on the financial markets, and may present a risk for certain market participants, including the risk that the transition from LIBOR to alternative interest rate benchmarks will not be orderly, will occur over various time periods or will have unintended consequences. The transition process may lead to increased volatility and illiquidity in markets for instruments with terms tied to LIBOR or fluctuations in values of LIBOR-related investments or investments in issuers that utilize LIBOR, adversely affecting the Fund's performance.

Minnesota/Upper Midwest Geographic Risk

The Adviser focuses generally on securities of companies that are located in the Upper Midwest region of the U.S., which the Adviser considers to be the states of Illinois, Iowa, Minnesota, North Dakota, South Dakota and Wisconsin. The Funds typically emphasize companies located in Minnesota, in particular. As a result, a Fund may be impacted by

events or conditions affecting the region to a greater extent than if the Fund invested in more geographically diverse investments. For example, political and economic conditions and changes in regulatory, tax or economic policy in a state or region could affect the economy or particular business operations of companies located in the state or region. In addition, a natural or other disaster could adversely affect companies located in the state or region.

Recent Market Events Risk; General Market Events Risk

U.S. and international markets have experienced volatility in recent months and years due to a number of economic, political and global macro factors, including rising inflation and the impact of COVID-19, which has resulted in a public health crisis, business interruptions, growth concerns in the U.S. and overseas, supply chain shortages and labor shortages. The recovery from COVID-19 is proceeding at slower than expected rates and may last for a prolonged period of time. Uncertainties regarding inflation, interest rates, political events, the Russia-Ukraine conflict, rising government debt in the U.S. and trade tensions have also contributed to market volatility.

Additionally, a rise in protectionist trade policies, slowing global economic growth, risks associated with epidemic and pandemic diseases, risks associated with the United Kingdom's departure from the European Union, the risk of trade disputes, and the possibility of changes to some international trade agreements, could affect the economies of many nations, including the United States, in ways that cannot necessarily be foreseen at the present time. Continuing market volatility as a result of recent market conditions or other events may have adverse effects on your account.

Sector Emphasis Risk

To the extent a Fund emphasizes investments in a particular sector, the Fund will be subject to a greater degree of risks particular to that sector because companies in the sector may share common characteristics and may react similarly to market developments. Market conditions, interest rates, and economic, regulatory, or financial developments could significantly affect all the securities in a single sector.

Securities of Foreign Issuers and ADRs Risk

To the extent that a Fund invests in securities of foreign issuers which are listed on a U.S. stock exchange or represented by ADRs, it will undertake certain risks which are not associated with investments

in domestic securities. These risks, among others, include political, social or economic instability in the country of the issuer, the difficulty of predicting international trade patterns, the possibility of the imposition of exchange controls, expropriation, limits on removal of currency or other assets, nationalization of assets, foreign withholding and income taxation and foreign trading practices (including higher trading commissions, custodial charges and delayed settlements). Foreign securities also may be subject to greater fluctuations in price than securities issued by U.S. corporations. The principal markets on which these securities trade may have less volume and liquidity and may be more volatile than securities markets in the U.S. In addition, there may be less publicly available information about a foreign company than about a U.S. domiciled company.

Small-Cap Securities Risk

Generally, companies with smaller market capitalizations have fewer shares traded daily, less liquidity, and greater price volatility than companies with larger market capitalizations. In addition, small-cap companies tend to have shorter track records, a more limited product or service base, more limited access to capital, and a greater possibility of failing. These factors increase the risk of investing in small-cap companies, as compared to mid-cap and large-cap companies.

Small-Cap and Mid-Cap Securities Risk

Small-cap to mid-cap companies often have a shorter history of operations, as compared to larger sized companies, and may be less diversified with respect to their product line. Stocks of these companies tend to be more volatile and less liquid than stocks of large companies.

MANAGEMENT AND ORGANIZATION OF THE FUNDS

Investment Adviser

The Funds employ the Adviser to manage the Funds' investment portfolios. The investment management fee paid to the Adviser by the Growth Fund is computed at an annual rate of 0.60% of the Growth Fund's average daily net assets up to \$2.5 billion and 0.50% of average daily net assets in excess of \$2.5 billion. The investment management fee paid to the Adviser by the Balanced Fund is computed at the annual rate of 0.60% of the Balanced Fund's average daily net assets. The investment management fee paid to the Adviser by the Small Cap Fund is computed at the annual rate of

0.80% of the Small Cap Fund's average daily net assets. Prior to the Reorganizations, the Adviser had entered into an agreement for investment counsel service with Mairs & Power Funds Trust, on behalf of each of the Predecessor Growth Fund, Predecessor Balanced Fund and Predecessor Small Cap Fund (each, a Predecessor Fund, and together, the Predecessor Funds) pursuant to which each Predecessor Fund paid the Adviser the same investment management fee as it receives from the corresponding Fund under the current investment advisory agreement between the Adviser and the Trust. Prior to June 1, 2021, the Predecessor Small Cap Fund paid the Adviser an investment management fee at an annual rate of 0.90% of the Predecessor Small Cap Fund's average daily net assets.

For the fiscal year ended December 31, 2022, the Growth Fund, Balanced Fund and Small Cap Fund paid the Adviser an aggregate investment management fee of 0.55%, 0.60%, and 0.80%, respectively, of each Fund's average daily net assets. The management fee paid to the Adviser by each Fund includes fees paid by the respective Predecessor Fund for periods prior to April 29, 2022.

Under the investment advisory agreement, the Adviser has agreed to reimburse the Growth Fund or Balanced Fund in the event that the total expenses incurred by either Fund in any fiscal year, excluding interest, taxes, brokerage commissions and extraordinary litigation costs, but including payments to the Adviser, shall exceed 1.50% of the first \$30 million dollars and 1.00% of the balance of the average value of the net assets of the Fund during such fiscal year, based upon computations of such value made as of the close of business on the last valuation day of each month during such fiscal year. Any amounts waived or reimbursed by the Adviser pursuant to the investment advisory agreement may not be recouped.

The Adviser has also agreed to waive its management fees and/or reimburse expenses of the Growth Fund, Balanced Fund or Small Cap Fund for a period of two years following the closing of the Reorganizations, to the extent that Covered Expenses (defined below) accrued for the twelve months ending on the first anniversary of the closing of the Reorganizations and the twelve months ending on the second anniversary of the Reorganizations exceed \$137,000, \$72,000 and \$62,500, respectively. Covered Expenses shall be limited to outside legal expenses, audit and tax expenses, trustees' fees, insurance expenses, ICI membership fees, and chief compliance officer fees (Covered Expenses). The Adviser did not waive any

management fees during the first year following the closing of the Reorganizations.

The Adviser has managed mutual funds since 1958 and has provided investment counsel services since 1931. As of December 31, 2022, the Adviser had approximately \$9.3 billion in assets under management. The Adviser is located at 30 East 7th Street, Suite 2500, St. Paul, Minnesota, 55101-1363.

A discussion regarding the basis for the approval by the Trust's Board of Trustees (the "Board") of the investment advisory contract for the Growth Fund, Balanced Fund and Small Cap Fund is included in the semi-annual report to shareholders for the period ended June 30, 2022.

The Adviser also serves as investment adviser to the Mairs & Power Minnesota Municipal Bond ETF, which is currently offered in a separate prospectus and SAI.

Portfolio Managers

Andrew R. Adams joined the Adviser in 2006 and has served as Executive Vice President since 2016 and Chief Investment Officer since 2018. He previously served as Vice President and Investment Manager since joining the Adviser. Mr. Adams has been primarily responsible for the day-to-day management of the Growth Fund and Predecessor Growth Fund as Lead Portfolio Manager since April 1, 2019. Prior to such date, he was Co-Manager of the Growth Fund from 2015. Mr. Adams has served as Lead Portfolio Manager of the Small Cap Fund and Predecessor Small Cap Fund since August 20, 2021. Prior to such date he served as Co-Manager of the Predecessor Small Cap Fund from April 1, 2019 until August 20, 2021 and served as Lead Portfolio Manager of the Predecessor Small Cap Fund from its inception in 2011 to April 1, 2019. Mr. Adams began his career in 1997 as a securities analyst with Advantus Capital Management (now Securian Asset Management) where he also served as an investment officer prior to his departure in 2003. Before joining the Adviser, Mr. Adams worked as a portfolio manager at U.S. Bancorp Asset Management (now Nuveen Asset Management) in Minneapolis, where he co-managed a small-cap blend mutual fund. Mr. Adams earned a BBA from the University of Wisconsin, Madison in finance and mathematics. He then earned an MS degree in finance, also from the University of Wisconsin, Madison, where he participated in the Applied Security Analysis Program. Mr. Adams is a CFA charterholder as well as a Chartered Investment Counselor.

Peter J. Johnson joined the Adviser in 2010 and has served as Vice President and Investment Manager since 2014. He previously served as Assistant Vice President and Analyst prior to 2014. Mr. Johnson has served as Co-Manager of the Growth Fund and Predecessor Growth Fund since April 1, 2019. Mr. Johnson began his career as an equity analyst with Ulland Investment Advisors in 2003. He also worked as an equity analyst intern for the State of Wisconsin Investment Board in Madison, WI prior to joining the Adviser. Mr. Johnson earned a BA from Carleton College in Northfield, MN and went on to graduate with an MBA – Applied Security Analysis Program from the University of Wisconsin, Madison. Mr. Johnson is a CFA charterholder.

Kevin V. Earley joined the Adviser in 2013 and has served as Vice President and Investment Manager since joining the Adviser. Mr. Earley has been primarily responsible for the day-to-day management of the Balanced Fund and Predecessor Balanced Fund as Lead Portfolio Manager since April 1, 2018. Prior to such date, he was Co-Manager of the Predecessor Balanced Fund since January 1, 2015. Mr. Earley began his investment career as an equity research analyst with First American Funds Advisors, later becoming a portfolio manager as part of that firm's mid- to large-value team. In recent years, Mr. Earley had co-managed two mutual funds at Nuveen Asset Management. Mr. Earley earned a BS in Finance from Santa Clara University and then earned his MBA with a concentration in finance from the University of Minnesota, Carlson School of Management. Mr. Earley is a CFA charterholder as well as a Chartered Investment Counselor.

Robert (Bob) W. Thompson joined the Adviser in 2016 and has served as Director of Fixed Income since July 1, 2019. He previously served as Vice President and Fixed Income Portfolio Manager since fall of 2016. He previously served as Assistant Vice President since joining the Adviser. Mr. Thompson has served as Co-Manager of the Balanced Fund and Predecessor Balanced Fund since April 1, 2018. Prior to joining the Adviser, Mr. Thompson was Vice President, Corporate Bonds at Advantus Capital Management (now Securian Asset Management), in St. Paul, MN from 2003 to 2016 and before that he worked for Lutheran Brotherhood (now Thrivent Financial). Mr. Thompson earned a Bachelor of Accountancy from the University of North Dakota and a MBA in Finance from the University of Minnesota, Carlson School of Management. Mr. Thompson is a CFA charterholder and a Certified Public Accountant (inactive).

Christopher D. Strom joined the Adviser in 2017 and has served as Vice President and Investment Manager of the Adviser since January 1, 2021. Mr. Strom has served as Co-Manager of the Small Cap Fund and Predecessor Small Cap Fund since January 1, 2021. He previously served as Assistant Vice President and Equity Analyst since joining the Adviser. Prior to joining the Adviser, Mr. Strom was an analyst at Zuckerman Investment Group in Chicago, IL from 2010 to 2017 and, before that, he worked for Wells Fargo Investments and Riversource Investments (now Ameriprise). Mr. Strom earned a Bachelor of Business Administration from the University of Minnesota-Duluth and an MBA – Applied Security Analysis Program from the University of Wisconsin-Madison. Mr. Strom is a CFA charterholder.

Michael C. Marzolf joined the Adviser in December 2021 and serves as Vice President and Investment Manager of the Adviser. Mr. Marzolf has served as Co-Manager of the Small Cap Fund since January 1, 2022. He previously served as Vice President of Research and Investment Manager at Sit Investment Associates, Inc. from 2016 to December 2021 and, before that, he worked for Ameriprise/Columbia Management. Mr. Marzolf earned a Bachelor of Science degree in accounting from the University of St. Thomas.

Additional information about each portfolio manager's compensation, other accounts managed by the portfolio managers and the portfolio managers' ownership of shares in the Funds that they manage is available in the Funds' SAI.

SHAREHOLDER INFORMATION

Pricing of Fund Shares

Each Fund's share price, also called its net asset value or NAV, is calculated once daily, after the close of trading on the New York Stock Exchange (NYSE), generally 3:00 p.m. Central Time, on each day the NYSE is open for trading. As a result, shares of the Funds will not be priced on the days on which the NYSE is closed, generally weekends and national holidays. The NYSE may also be closed on national days of mourning, due to natural disaster or other extraordinary events or emergencies. Foreign securities held by the Funds may trade on weekends or other days when a Fund does not calculate its NAV. As a result, the market value of these investments may change on days when shares of the Funds cannot be purchased or sold. The NAV is calculated by adding up the total assets (investments, receivables and other

assets) of a Fund, subtracting all of its liabilities (accrued expenses and other liabilities) and then dividing by the total number of Fund shares outstanding.

Security Valuations

Security valuations for each Fund’s investments are furnished by independent pricing services that have been approved by the Board. Investments in listed equity securities are valued at the last quoted sale price on the securities exchange on which such securities are principally traded or at the NASDAQ Official Closing Price if readily available for such securities on each business day. Other equity securities traded in the over-the-counter market are valued at the last sale price at the close of the over-counter market. Debt obligations are valued at the mean in accordance with prices supplied by an independent pricing service. Pricing service prices for debt obligations are based on various evaluative and matrix-based methodologies and models that use market inputs such as market transactions, dealer quotations, benchmark yields and issuer, industry and economic events. These techniques generally consider overall market conditions and such factors as yields or prices of bonds of comparable quality, type of issue, coupon, maturity and ratings.

When market quotations are not readily available or deemed unreliable, a security or other asset, is valued at its fair value in accordance with Rule 2a-5 under the 1940 Act as determined under the Adviser’s fair value policy procedures, subject to oversight by the Board. For example, such circumstances may arise when: (i) a security has been de-listed or has had its trading halted or suspended; (ii) a security’s primary pricing source is

unable or unwilling to provide a price; (iii) a security’s primary trading market is closed during regular market hours; or (iv) a security’s value is materially affected by events occurring after the close of the security’s primary trading market. Generally, when fair valuing a security, a Fund will take into account all reasonably available information that may be relevant to a particular valuation including, but not limited to, fundamental analytical data regarding the issuer, information relating to the issuer’s business, recent trades or offers of the security, general and/or specific market conditions and the specific facts giving rise to the need to fair value the security. Fair value determinations are made in good faith and in accordance with the fair value methodologies included in the Board-adopted valuation procedures. Due to the subjective and variable nature of fair value pricing, there can be no assurance that the Adviser will be able to obtain the fair value assigned to the security upon the sale of such security.

How to Purchase Fund Shares

If the Funds’ transfer agent, U.S. Bancorp Fund Services, LLC, doing business as U.S. Bank Global Fund Services (the “Transfer Agent”) or an authorized Financial Intermediary receives your request in good order before the close of trading of the NYSE, generally 3:00 p.m. Central Time, your transactions will be priced at that day’s NAV. If your request is received after that time, it will be priced at the next business day’s NAV. The Funds are offered on a no-load basis. You will not pay sales charges or Rule 12b-1 distribution fees.

To open and maintain a Direct Account	To add to a Direct Account
Minimum Investment:	Minimum Subsequent Investment:
Regular Account - \$2,500	\$100
IRA - \$1,000	

	To open and maintain a Direct Account	To add to a Direct Account
<p>By Internet</p> <p>www.mairsandpower.com</p>	<p>Go to www.mairsandpower.com and click on “My Fund Account” located on the home page. Then click on “Register” in the “New User” Box. To open an account, you will need to provide your social security number, your bank’s ABA (American Bank Association) number, your bank account number, your mailing address, your residential address and your email address.</p>	<p>Current shareholders can visit the Funds’ website and log in to “My Fund Account” to make subsequent investments directly from your pre-established bank account or exchange from another Mairs & Power Fund account with the same registration. The shareholder portal now requires dual authentication when first logging in to the portal. You will be required to enter your account information, including account number.</p>
<p>By Mail</p> <p>Regular Mail: Mairs & Power Funds c/o U.S. Bancorp Fund Services, LLC P.O. Box 701 Milwaukee, WI 53201-0701</p> <p>Express, Certified or Registered Mail Mairs & Power Funds c/o U.S. Bancorp Fund Services, LLC 3rd Floor, 615 East Michigan Street Milwaukee, WI 53202-0701</p>	<p>Complete and sign the New Account Application or IRA Application with a check for investment. To transfer or rollover from another eligible retirement plan, use the IRA Transfer Form.</p> <p>Call 800-304-7404 or visit the Funds’ website at www.mairsandpower.com to obtain the appropriate forms.</p> <p>Make your check payable to Mairs & Power Funds. All checks must be made in U.S. dollars and drawn on U.S. banks, savings and loan or credit unions.</p> <p>Important note: The Funds will not accept payments in the form of cash, cash equivalent instruments, money orders, third party checks, credit card checks, traveler’s checks, starter checks, bank checks, convenience checks, checks drawn against a line of credit or any conditional order or payment.</p>	<p>Current shareholders can mail your check with an Invest-By-Mail form detached from your statement or download “Additional Investment Form” from www.mairsandpower.com.</p>
<p>By Telephone 800-304-7404</p> <p>Shareholder Services: Monday – Friday 8:00 a.m. – 7:00 p.m. CT</p>	<p>Current shareholders may call Shareholder Services to open an additional account or by exchanging shares from an existing Mairs & Power Funds account into a new account with the same registration.</p> <p>New shareholders may not open an account by telephone at this time.</p>	<p>Subsequent investments may be made by telephone after your account has been open for 7 business days, unless the telephone option is declined on the New Account Application or IRA Application.</p>

	To open and maintain a Direct Account	To add to a Direct Account
By Wire Wire to: U.S. Bank, N.A. ABA 07500 0022 Credit to: U.S. Bancorp Fund Services, LLC Account 112-952-137 Further credit to: Mairs & Power Funds [Fund Name] [Shareholder Account Number] [Shareholder Name/Registration]	Prior to making an initial investment by wire, a completed New Account Application or IRA Application must have been received by the Fund. Once an account number has been assigned, call 800-304-7404 to notify the Fund of your incoming wire transaction.	Call Shareholder Services at 800-304-7404 during business hours to notify the Funds of your incoming wire transaction.
Automatically	For new accounts, you may set up this service by providing the required information in the Automatic Investment Plan (AIP) section on the New Account Application or IRA Application. For current shareholders, you may establish this service by calling 800-304-7404 to request an Account Options Form or download the Form from the Mairs & Power Funds' website at www.mairsandpower.com . A fee of \$25 will be charged against your account by the Transfer Agent any time a scheduled investment is rejected by your bank.	

Telephone conversations may be recorded and monitored for verification, recordkeeping and quality assurance purposes.

Important Notes When Purchasing Fund Shares:

- The Funds may reject any request to purchase shares of a Fund for any reason. If your payment does not clear, your purchase will be canceled and a fee of \$25 will be charged against your account by the Transfer Agent. If any loss is sustained by the Funds, this loss will also be charged against your account.
- When purchasing shares by internet, payment may only be made through an Automated Clearing House (ACH) debit of your bank account of record. Shares purchased online are limited to a maximum purchase of \$100,000 at one time. Purchases above that amount must be made by wire or by mail, accompanied with a completed and signed account application. Only bank accounts held at domestic financial institutions that are ACH members can be used for transactions online. Online transactions are subject

to the same purchase and redemption minimums and maximums as other transaction methods.

You should be aware that there may be delays, malfunctions or other inconveniences associated with online transactions. There also may be times when the website is unavailable for Fund transactions or other purposes. Should this happen, you should consider performing transactions by another method.

The Funds employ procedures to confirm that online transactions are genuine. These procedures include passwords, encryption and other precautions reasonably designed to protect the integrity, confidentiality and security of shareholder information. In order to conduct transactions online, you will need your account number, username and password. The Funds and their service providers will not be liable for any loss, liability, cost or expense for following

instructions communicated online, including fraudulent or unauthorized instructions.

- When wiring monies, please contact Shareholder Services at 800-304-7404 to advise them of your intent to wire monies. This will ensure prompt and accurate credit upon receipt of your wire. Your bank must include the name of the Fund you are purchasing, your Mairs & Power Fund account number and your account registration so that monies can be correctly applied. Wired funds must be received prior to the close of trading on the NYSE, generally 3:00 p.m. Central Time, to be eligible for same day pricing. **The Funds and U.S. Bank, N.A. are not responsible for the consequences of delays resulting from the banking or Federal Reserve wire system, or from incomplete wiring instructions.** Wires cannot be sent on days when the Federal Reserve is closed (even if the Funds are open for business). This includes Columbus Day and Veterans' Day. Wire orders to buy or sell shares that are placed on such days will be processed on the next day that both the Funds and the Federal Reserve are open.
- The Funds will not accept the following: applications that request a particular day or price for your transaction or any other special conditions, applications that omit your Social Security Number, Taxpayer Identification Number and/or the signatures of all account owners, applications received without payment, applications that would be considered disadvantageous to shareholders, applications from individuals who previously tried to purchase shares with a bad check, or applications that omit any information required to verify a shareholder's identity under the USA PATRIOT Act. Once your purchase order is received and accepted by a Fund, you may not revoke or cancel the order.
- The Funds do not consider the U.S. Postal Service or other independent delivery services to be their agents. Deposit in the mail or with such other services, or receipt at the Transfer Agent's post office box of purchase orders or redemption requests does not constitute receipt by the Transfer Agent or the Funds. Receipt of purchase orders or redemption requests is based on when the order is received at the Transfer Agent's offices.
- The USA PATRIOT Act requires financial institutions, including mutual funds, to adopt

certain policies and programs to prevent money laundering activities, including procedures to verify the identity of customers opening new accounts. When completing a New Account Application, you will be required to supply the Funds with information that will assist the Funds in verifying your identity. This includes your full name, date of birth, permanent street address (that is not a P.O. Box address) and your Social Security Number (or Taxpayer Identification Number). If you are opening an account in the name of a legal entity (e.g. a partnership, limited liability company, corporation, business trust, etc.), you may be required to supply the identity of the beneficial owner or controlling person(s) of your legal entity prior to the opening of your account. The Funds may also ask for other identifying documents or information to verify the shareholder's identity. Until such verification is made, the account will not be opened. In addition, the Funds may limit additional share purchases or close an account if it is unable to verify a shareholder's identity. As required by law, the Funds may employ various procedures, such as comparing the information to fraud databases or requesting additional information or documentation from you, to ensure that the information supplied by you is correct.

- **The Funds are available for purchase in the U.S., Guam, Puerto Rico and the U.S. Virgin Islands. The Funds generally do not sell shares to investors residing outside the U.S., even if they are U.S. citizens or lawful permanent residents, except to investors with U.S. military APO or FPO addresses or who are clients of the Adviser or its affiliates. The Funds may not be sold to investors residing outside the U.S. and its territories, except upon evidence of compliance with the laws of the applicable foreign jurisdictions.**
- The price you pay will be the NAV next determined after the Funds receive your purchase request in good order. Refer to the section entitled "Pricing of Fund Shares" for information regarding how a Fund's share price for your purchase or redemption transaction is determined. Purchase orders received on a day the NYSE is open for trading and prior to the close of trading on that day will be valued as of the close of trading on that day. Purchase orders received after the close of trading on a day the NYSE is open for trading will be valued as of the close of trading on the next day the NYSE is open. Generally, the

NYSE is closed on weekends and national holidays. Your purchase will have no sales charge or distribution fees included in the price of the Fund shares.

- For written requests, “good order” means your request includes the Fund name, your account number, the name(s) and address on your account, the amount of your transaction (in dollars or shares), signatures of all owners of the account exactly as they are registered on the account, signature guarantee, if required (see the section entitled “Shareholder Information – Signature Guarantee”), payment (check or wire) and any supporting legal documents for estates, trusts, guardianships, custodianships, corporate/institutional accounts, and pension and profit sharing plans that may be required.
- The Funds reserve the right to change the amount of the minimums from time to time or to waive them in whole or in part for certain accounts. Investment minimums may be higher or lower for investors purchasing shares through a Financial Intermediary. To the extent investments of individual investors are aggregated into an omnibus account established by a Financial Intermediary, the account minimums apply to the omnibus account, not to the account of the individual investor. For accounts sold through Financial Intermediaries, it is the responsibility of the Financial Intermediary to enforce compliance with investment minimums. The Funds may waive or lower investment minimums for investors who invest in the Funds through an asset-based fee program made available through a Financial Intermediary or invest in the Funds through a 401(k) or other retirement account.
- New accounts will automatically be provided with telephonic and online purchase, sale and exchange privileges, unless you decline those privileges on your account application.

- The Funds do not issue certificates representing shares purchased.

Purchases In-Kind

In certain circumstances, shares of the Funds may be purchased “in-kind” (*i.e.* in exchange for securities, rather than cash). The securities rendered in connection with an in-kind purchase are limited to securities traded on public securities markets or for which quoted bid and asked prices are available. In addition, the Funds will require, among other things, that the securities be valued in accordance with the Trust’s valuation procedures. Securities accepted by a Fund will be valued, as set forth in this Prospectus, as of the time of the next determination of NAV after such acceptance. The shares of the Fund that are issued to the investor in exchange for the securities will be determined as of the same time. All dividend, subscription, or other rights that are reflected in the market price of accepted securities at the time of valuation become the property of the Fund and must be delivered to the Fund by the investor upon receipt from the issuer. The Funds will not accept securities in exchange for its shares unless such securities are, at the time of the exchange, permissible investments for a Fund as described in this Prospectus and satisfy any such other conditions as may be imposed by the Adviser or the Funds. A shareholder may recognize a gain or loss for federal income tax purposes on the securities transferred to the Fund. For further information regarding this form of payment, contact Shareholder Services (toll-free) at 800-304-7404.

How to Redeem or Exchange Fund Shares

If the Funds’ Transfer Agent or a Financial Intermediary receives your request in good order before the time as of which the Funds’ shares are priced, your transactions will be priced at that day’s NAV. If your request is received after that time, it will be priced at the next business day’s NAV.

To Redeem or Exchange a Direct Account

By Internet

www.mairsandpower.com

Visit the Funds’ website at www.mairsandpower.com to redeem shares. For IRA shareholders, shares may not be redeemed online; however, you can visit the Funds’ website to obtain the IRA/Qualified Plan Distribution Request Form.

To Redeem or Exchange a Direct Account

By Mail**Regular Mail:**

Mairs & Power Funds
c/o U.S. Bancorp Fund Services, LLC
P.O. Box 701
Milwaukee, WI 53201-0701

**Express, Certified or Registered Mail
Mairs & Power Funds**

c/o U.S. Bancorp Fund Services, LLC
3rd Floor, 615 East Michigan Street
Milwaukee, WI 53202-0701

To redeem shares, visit the Funds' website at www.mairsandpower.com and download, complete and mail in the Redemption Form for a taxable account or an IRA/Qualified Plan Distribution Request Form for an IRA account. Each non-systematic IRA redemption must indicate whether or not to withhold federal income taxes. Your request will generally be subject to 10% withholding if your written request fails to indicate an election not to have tax withheld. These forms can also be obtained by calling Shareholder Services at 800-304-7404.

Current shareholders may exchange shares into a new account with the same registration by providing written instructions. To exchange shares into an account with a different registration, you must provide the Transfer Agent with written instructions that include the Medallion guaranteed signature of all current account owners. See "Shareholder Information – Signature Guarantee".

By Telephone

800-304-7404

Shareholder Services:

Monday – Friday
8:00 a.m. – 7:00 p.m. CT

You may call Shareholder Services during business hours to redeem or exchange shares. For taxable accounts, you can exchange shares from a Fund to open an account in another Fund or to add to an existing account with an identical registration. Shareholders wishing to redeem from their IRA account will be asked whether or not to withhold taxes from any distribution.

Automatically

The Funds offer ways to redeem shares automatically. Call Shareholder Services at 800-304-7404 or visit the Funds' website at www.mairsandpower.com and request or download the Account Options Form or IRA/Qualified Plan Distribution Request to establish this service.

Telephone conversations may be recorded and monitored for verification, recordkeeping and quality assurance purposes.

Redemption Payment Methods

Once your redemption request is received, the Funds typically expect to pay your redemption proceeds within one to three business days regardless of the redemption payment method you choose and, in any event, no later than seven calendar days after receipt of a redemption request.

By Check. If you request your payment to be made to any person, address or bank account not on record, signature guarantees are required (see the section entitled "Shareholder Information – Signature Guarantee"). No interest will accrue on amounts represented by uncashed redemption checks.

By Wire. Shareholders requesting wire payments will incur a \$15 wire fee. Redemption proceeds will only be wired to the bank account on record. If your bank account information is not on file, attach a voided check or deposit slip to your written request with

signature guarantee (see the section entitled "Shareholder Information – Signature Guarantee").

By ACH. Redemption proceeds may also be sent to your bank via electronic transfer through the ACH network, provided that your bank is a member. You can elect this option when opening your account. If your bank account information is not previously on file, attach a voided check or deposit slip to your written request with signature guarantee (see the section entitled "Shareholder Information – Signature Guarantee"). There is no charge for this service.

You may also redeem shares through an authorized Financial Intermediary. A fee may be charged to you by the financial intermediary for providing this service.

Important Notes When Redeeming Fund Shares:

- Your shares will be redeemed at the NAV computed by each Fund after the receipt of your

redemption request in good order. The price you receive for your redemption of shares will be the NAV computed after the close of trading on the NYSE on that day, generally 3:00 p.m. Central Time. If your request for redemption of shares is received after the close of trading on that day, your redemption request will be valued as of the close of trading on the next day the NYSE is open.

- Redemptions will be paid by check, wire or ACH transfer only to the address or bank account of record.
- For written requests, “good order” means your request includes the Fund name, your account number, the name(s) and address on your account, the amount of your transaction (in dollars or shares), signatures of all owners of the account exactly as they are registered on the account, signature guarantee, if required (see the section entitled “Shareholder Information – Signature Guarantee”) and any supporting legal documents for estates, trusts, guardianships, custodianships, corporate/institutional accounts, and pension and profit sharing plans that may be required.
- Redemptions of shares in the Small Cap Fund may be subject to the redemption fee described in the section entitled “Redemption Fee (Small Cap Fund)” if the shares have been held for 180 days or less.
- Once your redemption order is received and accepted by a Fund, you may not revoke or cancel the order. The Funds cannot accept redemptions that request a particular day or price for your transaction or any other special conditions. The redemption value may be worth more or less than the price originally paid for the shares, and you may realize a gain or loss on redemption.
- The Funds reserve the right to close any non-IRAs in which the balance falls below a Fund’s minimum initial investment.
- The right of redemption may be suspended or the date of payment may be postponed by the Securities and Exchange Commission (SEC) for such a period as the SEC may permit, or by other state or federal regulations that may be applicable.
- If any portion of the shares you are redeeming represent an investment made by check or electronic funds transfer through the ACH

network, the Funds may delay the payment of the redemption proceeds until the Transfer Agent is reasonably satisfied that your payment for the purchase has been collected. This may take up to 12 calendar days from the purchase date. This delay will not apply if you purchased your shares via wire payment. Call Shareholder Services at 800-304-7404 if you have additional questions regarding redeeming shares.

- The Funds typically expect to use holdings of cash or cash equivalents and proceeds from the sales of portfolio assets to meet redemption requests. These methods may be used regularly and during distressed market conditions.

Redemptions In-Kind

Each Fund generally pays redemption proceeds in cash. However, the Funds reserve the right to pay redemption proceeds to you by a distribution of securities from a Fund’s portfolio that are traded on a public securities market or are otherwise considered highly liquid pursuant to the Funds’ policies (a “redemption in kind” or “Available Securities”). It is not expected that a Fund would do so except to meet redemption requests that represent a large percentage of a Fund’s net assets or when the Adviser determines that existing conditions make cash payments undesirable, including during periods of stressed market conditions. The policy would allow the distribution of securities if the total redemption request is the lesser of \$250,000 or 1% of the net assets of the respective Fund, valued at the beginning of such period. If a Fund pays your redemption proceeds by a distribution of liquid securities, you could incur brokerage or other charges in subsequently converting the securities to cash and will bear any market risks associated with such securities until they are converted into cash. The securities delivered in a redemption in-kind transaction will be selected in the sole discretion of the Fund and will not necessarily be representative of the Fund’s entire portfolio. The Available Securities will be valued in the same manner that the Fund’s portfolio securities are valued for purposes of calculating the Fund’s NAV. A redemption in-kind is treated as a taxable transaction and a sale of the redeemed shares, generally resulting in capital gain or loss to you, subject to certain loss limitation rules.

Important Notes When Exchanging Fund Shares:

You may exchange shares of identically registered accounts between the Mairs & Power Growth Fund, Balanced Fund and Small Cap Fund, provided that you meet each Fund’s minimum initial investment

requirement. Before exchanging your shares, you should first carefully read the appropriate sections of the Prospectus for the new Fund and consider the tax consequences if yours is a taxable account. When you exchange shares, you are redeeming your shares in one Fund and buying shares of another Fund. Shares redeemed in an exchange transaction will be treated as a sale of the Fund's shares and any gain (or loss) on the transaction may be reportable as a gain (or loss) on your federal income tax return. The taxable nature of an exchange generally does not apply to tax-deferred or other or other tax-advantaged accounts.

After the exchange, the account from which the exchange is made must have a remaining balance of at least \$2,500 (\$1,000 for an IRA) in order to remain open. The Funds reserve the right to terminate or materially modify the exchange privilege upon 60 days' advance notice to shareholders. If you exchange shares in the Small Cap Fund you may be subject to the redemption fee described in the section entitled "Redemption Fee (Small Cap Fund)."

You may exchange Fund shares by calling Shareholder Services at 800-304-7404 prior to the close of trading on the NYSE, generally 3:00 p.m. Central Time on any day the NYSE is open for regular trading. The Funds' Transfer Agent will charge a \$5 fee for each telephone exchange. To exchange shares via mail, you may submit a signed letter of instruction. There is no charge to exchange shares via written request. Accounts held directly with the Funds may also exchange shares via the internet by visiting the Funds' website at www.mairsandpower.com.

Important Information Regarding Telephone and Internet Transactions

By using the telephone or internet to purchase, exchange or sell shares, you agree to hold the Funds, the Transfer Agent and their respective trustees, directors, officers, employees and agents harmless from any losses, expenses, costs or liability (including attorney fees) which may be incurred in connection with this option, provided reasonable procedures are used to confirm the genuineness of the instructions. These procedures include requiring some form of personal identification or personalized security codes, passwords or other information prior to acting upon the telephone or internet instructions and recording all telephone calls. Your ability to use the website and telephone for transactions is dependent on the systems and services provided by various third parties. While the Funds and the Transfer Agent have established certain security procedures, the Funds and the Transfer

Agent cannot guarantee that internet and telephone transactions will be completely secure. To help safeguard your account, keep your password confidential and verify the accuracy of your confirmation statements immediately after you receive them. Contact us immediately if you believe someone has obtained unauthorized access to your account or password. If your account has more than one owner, the Funds may rely on the instructions of any one account owner. Once a telephone or internet transaction has been placed, it cannot be cancelled or modified after the close of regular trading on the NYSE (generally, 4:00 p.m. Eastern Time). Telephone trades must be received by or prior to market close to receive that day's NAV. As a shareholder, you are eligible to use the telephone purchase option if (1) you submitted a voided check or savings deposit slip with which to establish bank instructions on your account, (2) your account has been open for 7 business days, and (3) you did not decline the telephone purchase option on your application when you opened the account. If you are unable to reach the Funds by telephone or internet you should send your instructions by regular or express mail. Please allow sufficient time to place your telephone transaction. Telephone conversations may be recorded and monitored for verification, recordkeeping and quality assurance purposes.

You can decline telephone and internet buy or sell privileges on your New Account Application. If you have telephone/online privileges on your account and want to discontinue them, please contact Shareholder Services at 800-304-7404 for instructions. You may reinstate these privileges at any time in writing, including online registration with respect to Internet privileges.

Fund Transactions Through a Financial Intermediary

Shares of the Funds may be offered through Financial Intermediaries who are authorized by the Funds' distributor to buy or sell shares of the Funds. When shares are purchased or redeemed through a Financial Intermediary, they will be treated as though the Fund had received the order for purposes of pricing. If you purchase Fund shares through a Financial Intermediary, you may be subject to different fees or policies than those set forth in the Prospectus. An investor transacting in Fund shares through a Financial Intermediary that is acting as an agent for the investor may be required by such Financial Intermediary to pay a separate commission and/or other forms of compensation to their Financial Intermediary. Such

broker commissions are not reflected in each Fund's fee table or expense examples. Ask your salesperson or visit your Financial Intermediary's website for more information. From time to time, the Funds enter into arrangements with Financial Intermediaries pursuant to which such parties agree to perform sub-transfer agent, sub-accounting, record-keeping or other administrative services on behalf of their clients who are shareholders of the Funds. The Funds and/or the Adviser make payments to certain Financial Intermediaries for such administrative services provided to clients who hold shares of a Fund through omnibus or networked accounts. Payments to Financial Intermediaries for such services, sometimes referred to as "sub-TA fees," vary based on factors such as the type of intermediary, the types and level of services provided and the amount of assets or accounts held in a Fund. Sub-TA fees paid by the Funds are included in the total amount of "Other Expenses" in the "Fees and Expenses of the Fund" table.

The Adviser may also pay compensation from its own resources, and not as an additional charge to the Funds, to compensate a Financial Intermediary for distribution and marketing services. For example, the Adviser may compensate Financial Intermediaries for providing the Funds with "shelf space" or access to a third-party platform or fund offering list or other marketing programs, including, without limitation, inclusion of the Funds on preferred or recommended sales lists, mutual fund "supermarket" platforms, other formal sales programs and other forms of marketing support. The amount of these payments is determined from time to time by the Adviser and may differ among such Financial Intermediaries based upon one or more of the following factors: gross sales, current assets, the number of accounts of the Funds held by the Financial Intermediaries or other factors agreed to by the parties. The receipt of (or prospect of receiving) such compensation may provide the Financial Intermediary and its salespersons with an incentive to favor sales of a Fund's shares over other investment alternatives. You may wish to consider whether such arrangements exist when evaluating recommendations from a Financial Intermediary.

Redemption Fee (Small Cap Fund)

Your redemption or exchange of shares of the Small Cap Fund may be subject to a 1.00% redemption fee on shares of the Small Cap Fund held for 180 days or less. The redemption fee is designed to protect long-term shareholders from the negative effects of short-term trading activity (also known as "market timing") by other shareholders. Any redemption fees will be

paid directly to the Small Cap Fund to offset the costs of short-term trading. The redemption fee applies to shareholders who redeem or exchange their shares on or before the 180th day from the date of purchase.

For purposes of applying the redemption fee, shares held the longest will be treated as being redeemed first. The redemption fee does not apply to:

- shares acquired as a result of reinvesting distributions;
- shares redeemed in the case of death, disability or other hardship;
- shares purchased through certain omnibus accounts or retirement plans that do not have the operational capability to impose the fee;
- shares redeemed through the Systematic Withdrawal Plan;
- shares redeemed for accounts established as Coverdell Education Savings Accounts; or
- shares redeemed by a third-party investment adviser using an automatic rebalancing or asset allocation program.

In addition, the redemption fee may be waived in other limited circumstances deemed necessary by the Fund's Chief Compliance Officer, in consultation with legal counsel, that do not indicate market-timing activity. Any waivers authorized by the Chief Compliance Officer must be reported to the Board.

How to Transfer Registration

If you request a change in your account registration, such as changing the name(s) on your account or transferring your shares to another person or legal entity, you must submit your request in writing. A signature guarantee is required (see the section entitled "Shareholder Information – Signature Guarantee"). Please call Shareholder Services at 800-304-7404 for full instructions.

Signature Guarantee

A signature guarantee helps protect against fraud and verifies the authenticity of your signature. Signature guarantees, from either a Medallion program member or a non-Medallion program member, will generally be accepted from domestic banks, brokers, dealers, credit unions, national securities exchanges, registered securities associations, clearing agencies and savings associations, as well as participants in the New York Stock Exchange Medallion Signature Program and the Securities Transfer Agents Medallion Program (STAMP). **A notary public is not an acceptable signature guarantor.**

A signature guarantee, from either a Medallion program member or a non-Medallion program member, is required when:

1. Redeeming shares if:
 - a. Payment requested is payable to or sent (either by check, wire or ACH) to any person, address or bank account not on record.
 - b. When a redemption request is received by the Transfer Agent and the account address, bank wire address, or bank ACH address has changed within the last 30 calendar days.
2. Transferring ownership of account or account name changes.

Certain non-financial transactions, including establishing or modifying certain services on an account, may require a signature guarantee, signature verification from a Signature Validation Program member, or other acceptable form of authentication from a financial institution source.

For joint accounts requiring a signature guarantee, each account owner's signature must be separately guaranteed. The Funds and/or the Transfer Agent may require a signature guarantee in other instances based on the circumstances relative to the particular situation. The Funds reserve the right to waive any signature requirement at their discretion. Shareholders should contact Shareholder Services at 800-304-7404 with additional questions.

Income and Capital Gain Distributions

The Growth, Balanced and Small Cap Funds distribute substantially all of their net investment income to shareholders semi-annually, quarterly and annually, respectively. Net investment income distributions are normally made in June and December for the Growth Fund, in March, June, September and December for the Balanced Fund, and in December for the Small Cap Fund. Net capital gains, if any, are distributed to each Fund's shareholders at least annually. Net investment income and net capital gain distributions are reinvested in additional Fund shares in your account unless you select another option on your New Account Application. You may change your net investment income and net capital gain distribution election in writing or by calling the Transfer Agent in advance of the next distribution.

Net investment income and net capital gain distributions that are not reinvested are paid to you by check or transmitted to your bank account via ACH. If

the post office cannot deliver your check, or if your check remains uncashed for six months, each Fund reserves the right to reinvest your distribution check in your account at the Fund's then current NAV and to reinvest all subsequent distributions in shares of the Fund. No interest will accrue on the amount represented by uncashed distribution checks.

If you are investing in an account that is not tax-deferred or otherwise tax-advantaged, it may be advantageous to buy shares after the Fund makes its distribution. When net investment income and net capital gain distributions are made, the value of each share is reduced by the amount of the distribution. If you purchase shares shortly before the payment of a distribution, you will pay the full price for the shares and then receive some of the price back as a taxable distribution, which may have negative tax consequences. To avoid this situation, check with the Funds for their distribution dates at www.mairsandpower.com or by calling 800-304-7404 before you invest.

Frequent Purchases and Redemptions of Fund Shares

The policy of the Funds is to discourage short-term trading. The Funds are intended for long-term investment purposes only and not for market timing or excessive trading. Market timing may be disadvantageous to the long-term performance of the Funds by disrupting portfolio management and increasing Fund expenses. The Board has adopted policies and procedures that are designed to discourage excessive, short-term trading and other abusive trading practices that may disrupt portfolio management strategies and harm performances.

The Funds may reject any purchase order by any investor that may be attributable to market timing or is otherwise excessive or potentially disruptive to the Funds. Purchase orders that are believed to be placed by market timers may be revoked or cancelled by the Funds on the next business day after receipt of the order. In such instances, notice will be given to the shareholder within five business days of the trade to freeze the account and temporarily suspend services. In addition, short-term trades in the Small Cap Fund may be subject to the 1.00% redemption fee, as discussed in the section entitled "Shareholder Information – Redemption Fee (Small Cap Fund)."

Although the Funds make efforts to monitor for market timing activities and will seek the assistance of Financial Intermediaries through which Fund shares are

purchased or held, the Funds cannot always identify or detect excessive trading that may be facilitated by Financial Intermediaries because the Financial Intermediary maintains the underlying shareholder account. In an attempt to detect and deter excessive trading in omnibus accounts, the Funds may require Financial Intermediaries to impose restrictions on the trading activity of accounts traded through those Financial Intermediaries (including prohibiting further transactions by such accounts), may require the Financial Intermediaries to provide certain information to the Funds regarding shareholders who hold shares through such accounts or may close the omnibus account (although there can be no assurance that the Funds would do so). The Funds' ability to impose restrictions for accounts traded through particular Financial Intermediaries may vary depending upon the systems' capabilities, applicable contractual restrictions, and cooperation of those intermediaries. In some cases, the Funds may rely on the market timing policies of Financial Intermediaries, even if those policies are different from the Funds' policy, when the Funds believe that the policies are reasonably designed to prevent excessive trading practices that are detrimental to the Funds. Due to operational requirements or limitations, Financial Intermediaries may use criteria and methods for tracking, applying or calculating the redemption fee that may differ from those used by the Small Cap Fund's Transfer Agent. If you purchase shares of the Small Cap Fund through a Financial Intermediary, you should contact your Financial Intermediary for more information on how the redemption fee is applied to redemptions or exchanges of your shares.

There can be no assurance that the Funds will be able to identify or eliminate all market timing activities, and the Funds may not be able to completely eliminate the possibility of excessive trading in certain omnibus accounts and other accounts traded through Financial Intermediaries.

In most cases, the Funds will not make any exceptions to their short-term trading policy, nor will the Funds grant to any third-party permission to engage in short-term trading within the Funds.

Federal Income Taxes

The following discussion of certain current federal income tax matters is not intended to be a full discussion of income tax laws and their effect on you. Changes in income tax laws, potentially with retroactive effect, could impact a Fund's investments or the tax consequences to you of investing in a Fund. You

should consult with your own tax advisor regarding the federal, state, local and foreign tax consequences of an investment in a Fund.

Each Fund's distributions of investment company taxable income and net capital gain, whether received in cash or reinvested in additional shares of the Fund, are subject to federal income taxes if held in a taxable account, and may be subject to state and local income taxes. If you hold your shares in a tax-deferred retirement account, you generally will not have to pay tax on distributions until a withdrawal is made from the account. Tax rules for these types of accounts are complex, and any questions you may have should be addressed with your own tax advisor.

For federal income tax purposes, each Fund's distributions of investment company taxable income, which includes net short-term capital gains, are generally taxable to a Fund's shareholders as ordinary income, and net capital gain distributions are taxable to a Fund's shareholders as long-term capital gains. The character of a capital gain depends on the length of time that the Fund held the security that was sold. Non-corporate shareholders may benefit from favorable tax treatment related to "qualified dividend income." If certain holding period requirements are satisfied, to the extent that a Fund's distributions of investment company taxable income consist of "qualified dividend income," such distributions are taxable to non-corporate shareholders at long-term capital gain rates. Subject to certain limitations, corporate shareholders may be eligible for the corporate dividends-received deduction with respect to the portion, if any, of a Fund's distributions of investment company taxable income attributable to dividends received by the Fund directly or indirectly from U.S. corporations, if such Fund reports the amount distributed as eligible for deduction and the corporate shareholder meets certain holding period requirements.

In addition to the federal income tax, certain individuals, trusts and estates may be subject to a Net Investment Income (NII) tax of 3.8%. The NII tax is imposed on the lesser of (i) the taxpayer's investment income, net of deductions properly allocable to such income, or (ii) the amount by which the taxpayer's modified adjusted gross income exceeds certain thresholds (\$250,000 for married individuals filing jointly, \$200,000 for unmarried individuals, and \$125,000 for married individuals filing separately). The Funds' distributions are includable in a shareholder's investment income for purposes of this NII tax. In

addition, any capital gain realized on the sale, exchange or redemption of Fund shares is includable in a shareholder's investment income for purposes of this NII tax.

If you dispose of your Fund shares by redemption, exchange or sale, you will generally have a capital gain or loss. The amount of the gain or loss and the applicable rate of federal income tax will depend primarily upon the share purchase price, the amount realized on the sale, exchange or redemption, and the period of time you held the shares. Any loss arising from the sale, redemption or exchange of Fund shares held for six months or less is treated as a long-term capital loss to the extent of any distributions of net capital gain received or deemed to be received with respect to such shares. In determining the holding period of such shares for this purpose, any period during which your risk of loss is offset by means of options, short sales or similar transactions is not counted. An exchange of any Mairs & Power Fund's shares for shares of any other Mairs & Power Fund will be treated as a sale of the Fund's shares and any gain on the transaction may be subject to federal, state and local income taxes. If you purchase Fund shares (including shares purchased through reinvestment of distributions) within thirty days before or after selling, redeeming or exchanging other shares of the same Fund at a loss, all or part of your loss will not be deductible and will instead increase the basis of the new shares to preserve the loss until a future sale, redemption or exchange (this is otherwise known as a wash sale).

You will be sent Form 1099 indicating the tax treatment of any distributions made to you during the previous year no later than mid-February. The information is also reported to the Internal Revenue Service (IRS).

As with all mutual funds, a Fund may be required to withhold federal income tax (at the then-current federal backup withholding rate) on all taxable distributions or redemption proceeds payable to you if you fail to provide the Fund with your correct social security number or taxpayer identification number or fail to make required certifications, or if the Fund receives notification from the IRS requiring backup withholding. Backup withholding is not an additional tax, but a method by which the IRS ensures that it will collect taxes otherwise due. Any amounts withheld may be credited against your federal income tax liability.

Federal law requires that mutual fund companies report certain shareholders' cost basis, gain/loss, and holding period to such shareholders and the IRS on Form 1099 when "covered" shares of the mutual funds are sold. Covered shares are generally any Fund shares acquired by certain shareholders on or after January 1, 2012.

The Funds have chosen average cost as their standing (default) cost basis method for all covered shares, which means this is the method the Funds will use to determine which specific covered shares are deemed to be sold, exchanged or redeemed when there are multiple purchases on different dates at differing net asset values, and the entire position is not sold, exchanged or redeemed at one time. You may choose an alternate IRS-approved method other than a Fund's standing method at the time of your purchase or upon the sale, exchange or redemption of covered shares. The cost basis method a shareholder elects may not be changed with respect to a sale, exchange or redemption of shares after the settlement date of the sale, exchange or redemption. Shareholders of a Fund should consult with their own tax advisors to determine the best IRS-accepted cost basis method for their tax situation and to obtain more information about how the cost basis reporting rules apply to them.

This summary is not intended to be and should not be construed to be legal or tax advice to any current holder of the shares of a Fund. Shareholders should consult their own tax advisors to determine the tax consequences of owning a Fund's shares.

Other Shareholder Services

As a shareholder of the Funds, you will receive the following statements and reports:

- **Confirmation Statements** – Sent each time you buy, sell or exchange Fund shares. The statement will confirm the trade date and amount of your transaction.
- **Account Statements** – Sent semi-annually for the Growth Fund, quarterly for the Balanced Fund, and annually for the Small Cap Fund, detailing the net investment income and net capital gain distributions made by the Fund. In addition, the market value of your account at the close of the period will also appear on the statement.
- **Compliance and Regulatory Reports** – The prospectus, SAI, annual and semi-annual reports are available to shareholders via the method of delivery on their account.
- **Tax Statements** – IRS Form 1099 statements are sent in January or February and report the

previous year's net investment income and net capital gain distributions, proceeds from the sale of shares and distributions from IRAs or other retirement accounts. Other tax statements are mailed during the year as needed.

Transfer Agent Charges For Direct Shareholder Special Requests

1. \$25 distribution fee for IRAs. Please see the Custodial Account Agreement for IRA & Coverdell Education Savings Accounts at www.mairsandpower.com for additional IRA related fees.
2. Statement requests will cost \$5 per year requested per social security number (capped at \$25). This fee applies to requests for statements older than the prior year.

As a shareholder of the Funds, the following services are available to you:

eDelivery Services

eDelivery is available to all direct shareholders. eDelivery provides your tax statements, account statements, trade confirmation statements, and compliance and regulatory reports online rather than by regular mail. In addition to reducing paper waste, eDelivery may reduce Fund fees by lowering printing and mailing costs over time. To receive materials electronically, please contact Shareholder Services at 800-304-7404 or visit www.mairsandpower.com to log in to your account and sign up for eDelivery. If you hold your Fund shares through a Financial Intermediary, please contact your Financial Intermediary regarding electronic delivery options.

Automated Telephone Services

Fund and shareholder account information is available 24 hours per day, seven days a week at 800-304-7404. You may obtain share prices and price changes for the Funds, your account balance and last two transactions, distribution information and duplicate account statements.

Funds' Website

Information on the Funds is available at www.mairsandpower.com. The portal has new functionality including enhanced security to the log in process. Please note when you first log in to the new portal, you will be required to enter your account information, including account number. You will be prompted to setup a security code delivery, which will

be your choice of email or text. On the site you can:

- View your account balances and recent transactions for shares held directly with the Funds;
- Purchase, exchange and sell Fund shares held directly with the Funds (for non-IRA accounts);
- Purchase and exchange Fund shares held directly with the Funds (for IRA accounts);
- View tax statements, account statements and confirmation statements for shares held directly with the Funds;
- Learn more about Mairs & Power's investment style;
- Review objectives, strategies, characteristics and risks of the Funds;
- Review each Fund's daily prices;
- Review portfolio holdings, proxy voting records and quarterly market commentaries; and
- Download the Funds' prospectus, account applications, shareholder reports and other forms.
- Add or change bank information. For security purposes, this added or changed bank information cannot be used for 30 days, unless the redemption request is sent in writing with a signature guarantee;
- Change telephone numbers;
- Cancel pending trades, prior to the NYSE market close; and
- The Fund can send messages to shareholders.

Householding

In an effort to decrease costs, the Funds intend to reduce the number of duplicate Summary Prospectuses, supplements, and certain other shareholder documents you receive by sending only one copy of each to those addresses shared by two or more accounts and to shareholders reasonably believed to be from the same family or household. Once implemented, if you would like to discontinue householding for your accounts, please call Shareholder Services at 800-304-7404 to request individual copies of documents; if your shares are held through a Financial Intermediary, please contact them directly. Once notification to stop householding is received, the Funds will begin sending individual copies thirty days after receiving your request. This policy does not apply to account statements.

Lost Shareholders, Inactive Accounts and Unclaimed Property

It is important that the Funds maintain a correct address for each shareholder. An incorrect address may cause a shareholder's account statements and other

mailings to be returned to the Funds. Based upon statutory requirements for returned mail, the Funds will attempt to locate the shareholder or rightful owner of the account. If the Funds are unable to locate the shareholder, then it will determine whether the shareholder's account can legally be considered abandoned. Your mutual fund account may be transferred to the state government of your state of residence if no activity occurs within your account during the "inactivity period" specified in your state's abandoned property laws. The Funds are legally obligated to escheat (or transfer) abandoned property to the appropriate state's unclaimed property administrator in accordance with statutory requirements. The shareholder's last known address of record determines which state has jurisdiction. Please proactively contact the Transfer Agent at 800-304-7404 (toll free) at least annually to ensure your account is active.

If you are a resident of the state of Texas, you may designate a representative to receive notifications that, due to inactivity, your mutual fund account assets may be delivered to the Texas Comptroller. Please contact the Transfer Agent if you wish to complete a Texas Designation of Representative form.

INDEX DESCRIPTIONS

Bloomberg U.S. Government/Credit Bond Index

The Bloomberg U.S. Government/Credit Bond Index is a broad-based flagship benchmark that measures the non-securitized component of the U.S. Aggregate Index. It includes investment-grade, U.S. dollar-denominated, fixed-rate Treasuries, government-related and corporate securities. It is not possible to invest directly in an index.

S&P 500[®] Total Return Index

The S&P 500[®] Total Return Index is an unmanaged index of 500 common stocks that is generally considered representative of the U.S. stock market. It tracks both the capital gains of a group of stocks over time and assumes that any cash distributions, such as dividends, are reinvested back into the index. It is not possible to invest directly in an index.

S&P SmallCap 600[®] Total Return Index

The S&P SmallCap 600[®] Total Return Index is an index of small company stocks managed by Standard & Poor's that covers a broad range of small cap stocks in the U.S. The index is weighted according to market capitalization and covers about 3-4% of the total

market for equities in the U.S. It tracks both the capital gains of a group of stocks over time and assumes that any cash distributions, such as dividends, are reinvested back into the index. It is not possible to invest directly in an index.

Composite Index

The Composite Index reflects an unmanaged portfolio comprised of 60% of the S&P 500[®] Total Return Index and 40% of the Bloomberg U.S. Government/Credit Bond Index. It is not possible to invest directly in an index.

Derivative Actions

Pursuant to the Trust's Amended and Restated Declaration of Trust (the "Declaration of Trust"), and subject to the limitations disclosed in the Declaration of Trust, a Fund shareholder may only bring a derivative action if (i) the shareholder or shareholders make a pre-suit demand upon the Board to bring the subject action unless an effort to cause the Board to bring such an action is not likely to succeed (as defined in the Declaration of Trust); (ii) shareholders eligible to bring such derivative action under the Delaware Statutory Trust Act who hold at least 10% of the outstanding voting securities of the Trust, or 10% of the outstanding voting securities of the series or class to which such action relates, shall join in the request for the Board to commence such action; and (iii) the Board is afforded a reasonable amount of time to consider such shareholder request and to investigate the basis of such claim. The Board shall be entitled to retain counsel or other advisors in considering the merits of the request and shall require an undertaking by the shareholders making such request to reimburse the Trust for the expense of any such advisors in the event that the Trustees determine not to bring such action. The provision requiring at least 10% of the outstanding voting securities of the Trust, applicable series or class to join in the request to bring the derivative action and the provision requiring an undertaking by the requesting shareholders to reimburse the Trust for the expense of any advisors retained by the Board in the event that the Trustees determine not to bring such action, do not apply to claims brought under federal securities laws.

FINANCIAL HIGHLIGHTS

The Financial Highlights information presented for the Funds includes the financial history of the Predecessor Funds, which have been reorganized into the Funds. Prior to the Reorganizations, each Fund was a "shell"

fund with no assets and had not commenced operations.

The financial highlights tables are intended to help you understand each Fund's (and each Predecessor Fund's) financial performance for the past five years. Certain information reflects financial results for a single Fund share. The total returns in the tables represent the rate that an investor would have earned (or lost) on an investment in the Funds (assuming reinvestment of all distributions). This information as of and for the year ended December 31, 2022 was derived from the 2022 financial statements audited by Cohen & Company,

Ltd., whose report, along with the Funds' financial statements, is included in the Funds' 2022 [Annual Report](#), which is available upon request. The financial statements containing the financial highlights for each of the periods presented ended December 31, 2018 through December 31, 2021 were audited by the independent registered public accounting firm for the Predecessor Funds (the Predecessor Accounting Firm). The report of the Predecessor Accounting Firm, along with the Predecessor Funds' financial statements, is included in the Predecessor Funds' annual report, which is available upon request.

GROWTH FUND

	Year Ended December 31,				
	2022	2021	2020	2019	2018
Per Share					
Net asset value, beginning of year	\$ 162.55	\$ 136.08	\$ 127.22	\$ 106.45	\$ 121.12
Income from investment operations:					
Net investment income	1.02 ⁽³⁾	0.87	1.48	1.59	1.61
Net realized and unrealized gain (loss)	(35.15)	38.82	19.37	28.59	(6.96)
Total from investment operations	(34.13)	39.69	20.85	30.18	(5.35)
Distributions to shareholders from:					
Net investment income	(1.01)	(0.91)	(1.45)	(1.58)	(1.59)
Net realized gains on investments sold	(9.41)	(12.31)	(10.54)	(7.83)	(7.73)
Total distributions	(10.42)	(13.22)	(11.99)	(9.41)	(9.32)
Net asset value, end of year	\$ 118.00	\$ 162.55	\$ 136.08	\$ 127.22	\$ 106.45
Total investment return (loss)	(21.07%)	29.27%	16.67%	28.39%	(4.34%)
Net assets, end of year, in thousands	\$ 4,336,486	\$ 5,950,161	\$ 4,858,189	\$ 4,633,937	\$ 3,938,943
Ratios/supplemental data:					
Ratio of expenses to average net assets	0.63%	0.61%	0.64%	0.65%	0.64%
Ratio of net investment income to average net assets	0.75%	0.55%	1.12%	1.28%	1.27%
Portfolio turnover rate	11.04% ⁽²⁾	13.17%	14.52%	10.77%	9.25%

⁽¹⁾ Ratio revised subsequent to the completion of the annual report dated December 31, 2020 to include immaterial reclass adjustments related to the Fund's holding of real estate investment trusts.

⁽²⁾ Excludes in-kind transactions associated with redemptions of the Fund.

⁽³⁾ Per share net investment income was calculated using average shares outstanding.

BALANCED FUND

	Year Ended December 31,				
	2022	2021	2020	2019	2018
Per Share					
Net asset value, beginning of year	\$ 116.89	\$ 105.23	\$ 99.74	\$ 86.79	\$ 94.01
Income from investment operations:					
Net investment income	1.86 ⁽³⁾	1.68	1.98	2.13	2.09
Net realized and unrealized gain (loss)	(19.21)	17.42	8.10	15.39	(4.71)
Total from investment operations	(17.35)	19.10	10.08	17.52	(2.62)
Distributions to shareholders from:					
Net investment income	(1.86)	(1.68)	(1.99)	(2.12)	(2.09)
Net realized gains on investments sold	(4.62)	(5.76)	(2.60)	(2.45)	(2.51)
Total distributions	(6.48)	(7.44)	(4.59)	(4.57)	(4.60)
Net asset value, end of year	\$ 93.06	\$ 116.89	\$ 105.23	\$ 99.74	\$ 86.79
Total investment return (loss)	(14.91%)	18.30%	10.44%	20.32%	(2.80%)
Net assets, end of year, in thousands	\$ 780,847	\$ 1,022,951	\$ 895,253	\$ 928,828	\$ 807,455
Ratios/supplemental data:					
Ratio of expenses to average net assets	0.69%	0.69%	0.71%	0.71%	0.72%
Ratio of net investment income to average net assets	1.81%	1.45%	2.01% ⁽¹⁾	2.22%	2.20%
Portfolio turnover rate	9.68% ⁽²⁾	13.00%	15.96%	13.60%	9.01%

⁽¹⁾ Ratio revised subsequent to the completion of the annual report dated December 31, 2020 to include immaterial reclass adjustments related to the Fund's holding of real estate investment trusts.

⁽²⁾ Excludes in-kind transactions associated with redemptions of the Fund.

⁽³⁾ Per share net investment income was calculated using average shares outstanding.

SMALL CAP FUND

	Year Ended December 31,				
	2022	2021	2020	2019	2018
Per Share					
Net asset value, beginning of year	\$ 32.69	\$ 28.15	\$ 26.41	\$ 22.48	\$ 25.32
Income from investment operations:					
Net investment income	0.05 ⁽⁵⁾	0.01	0.19	0.13	0.15
Net realized and unrealized gain (loss)	(4.59)	7.25	2.13	4.62	(1.92)
Total from investment operations	(4.54)	7.26	2.32	4.75	(1.77)
Distributions to shareholders from:					
Net investment income	(0.05)	(0.01)	(0.17)	(0.11)	(0.15)
Net realized gains on investments sold	(1.67)	(2.71)	(0.41)	(0.71)	(0.92)
Redemption fees ⁽¹⁾⁽²⁾	0.00	0.00	0.00	0.00	0.00
Total distributions	(1.72)	(2.72)	(0.58)	(0.82)	(1.07)
Net asset value, end of year	\$ 26.43	\$ 32.69	\$ 28.15	\$ 26.41	\$ 22.48
Total investment return (loss)	(13.93%)	26.00%	8.78%	21.13%	(6.91%)
Net assets, end of year, in thousands	\$ 337,201	\$ 427,257	\$ 361,594	\$ 437,300	\$ 367,477
Ratios/supplemental data:					
Ratio of expenses to average net assets	0.92%	0.95%	1.04%	1.05%	1.04%
Ratio of net investment income to average net assets	0.18%	0.02%	0.58%	0.48%	0.54%
Portfolio turnover rate	19.81 ⁽⁴⁾	21.45%	16.39%	15.07%	20.40%

⁽¹⁾ The Fund charges a 1.00% redemption fee on shares held 180 days or less.

⁽²⁾ Amount per share is less than \$0.005.

⁽³⁾ Ratio revised subsequent to the completion of the annual report dated December 31, 2020 to include immaterial reclass adjustments related to the Fund's holding of real estate investment trusts.

⁽⁴⁾ Excludes in-kind transactions associated with redemptions of the Fund.

⁽⁵⁾ Per share net investment income was calculated using average shares outstanding.

FOR MORE INFORMATION

Fund and Service Providers

Investment Adviser Mairs & Power, Inc. 30 East 7th Street, Suite 2500, Saint Paul, Minnesota 55101-1363	
Custodian U.S. Bank, N.A. Custody Operations 1555 North RiverCenter Drive, Suite 302 Milwaukee, Wisconsin 53212	Independent Registered Public Accounting Firm Cohen & Company, Ltd. 342 North Water Street, Suite 830 Milwaukee, Wisconsin 53202
Distributor Foreside Fund Services, LLC Three Canal Plaza, Suite 100 Portland, Maine 04101	Legal Counsel Godfrey & Kahn, S.C. 833 East Michigan Street, Suite 1800 Milwaukee, Wisconsin 53202
Transfer Agent, Administrator and Fund Accountant	
Regular Mail Address Mairs & Power Funds c/o U.S. Bancorp Fund Services, LLC P.O. Box 701 Milwaukee, Wisconsin 53201-0701	Express (or Overnight), Certified or Registered Mail Address Mairs & Power Funds c/o U.S. Bancorp Fund Services, LLC 615 East Michigan Street Milwaukee, Wisconsin 53202-0701
Shareholder Services 800-304-7404	

PRIVACY NOTICE

The Funds collect non-public personal information about you from the following sources:

- information we receive about you on applications or other forms;
- information you give us orally; and/or
- information about your transactions with us or others.

The types of non-public personal information we collect and share can include:

- social security numbers;
- account balances;
- account transactions;
- transaction history;
- wire transfer instructions; and
- checking account information.

What Information We Disclose

We do not disclose any non-public personal information about our shareholders or former shareholders without the shareholder's authorization, except as permitted by law or in response to inquiries from governmental authorities. We may share information with affiliated parties and unaffiliated third parties with whom we have contracts for servicing the Funds.

How We Protect Your Information

We will provide unaffiliated third parties with only the information necessary to carry out their assigned responsibility. All shareholder records will be disposed of in accordance with applicable law. We maintain physical, electronic and procedural safeguards to protect your non-public personal information and require third parties to treat your non-public personal information with the same high degree of confidentiality.

In the event that you hold shares of the Funds through a financial intermediary, including, but not limited to, a broker-dealer, bank or trust company, the privacy policy of your financial intermediary would govern how your non-public personal information would be shared with unaffiliated third parties.

ADDITIONAL INFORMATION

More information about the Funds is available from the following sources:

Statement of Additional Information (SAI)

The SAI provides more details about the Funds and their investment policies and restrictions. A current SAI is on file with the Securities and Exchange Commission (SEC) and is incorporated into this prospectus by reference (which means that it is legally considered part of this prospectus).

Annual and Semi-Annual Reports

Additional information about the Funds' investments is available in the Funds' annual and semi-annual reports to shareholders. In the Funds' annual report you will find a discussion of the market conditions and investment strategies that significantly affected each Fund's performance during its last fiscal year.

The Funds' annual and semi-annual reports and the SAI are available free of charge on the Funds' website at www.mairsandpower.com.

You can also get free copies of the reports and the SAI, request information about the Funds or make other inquiries by contacting the Funds at:

Mairs & Power Funds
c/o U.S. Bancorp Fund Services, LLC
P. O. Box 701
Milwaukee, WI 53201-0701
Telephone: 800-304-7404

Reports will be sent first class mail within three business days of receipt of request.

You may also request other information about the Funds or make shareholder inquiries by calling 800-304-7404.

- Documents filed by the Funds with the SEC are available on the SEC's Internet EDGAR Database site at <http://www.sec.gov>, where they are listed under "Trust for Professional Managers."
- You may also obtain copies of Fund documents by paying a duplicating fee and sending an electronic request to the following e-mail address: publicinfo@sec.gov.

MAIRS & POWER FUNDS

GROWTH FUND

Ticker Symbol: MPGFX

BALANCED FUND

Ticker Symbol: MAPOX

SMALL CAP FUND

Ticker Symbol: MSCFX